



ONE ROOM.
ONE FACE.

HOTEL PROJECT ASSORTMENT.

Edition 01
2019

ROOM.

One Room. One Face.

PAGE 08



Dialock.

PAGE 18



Smart Control System.

PAGE 78



Sliding & Handles.

PAGE 92



Safe & Minibar.

PAGE 98



Light,
Sound & Power.

PAGE 100



Bathroom.

PAGE 106



Kitchen.

PAGE 115



Working.

PAGE 117



COMMON AREAS.

Movable Walls.

PAGE 118



Autodoors.

PAGE 140



Lockers.

PAGE 143



Toilet Partition.

PAGE 145



REFERENCES.

Vietnam.

PAGE 150



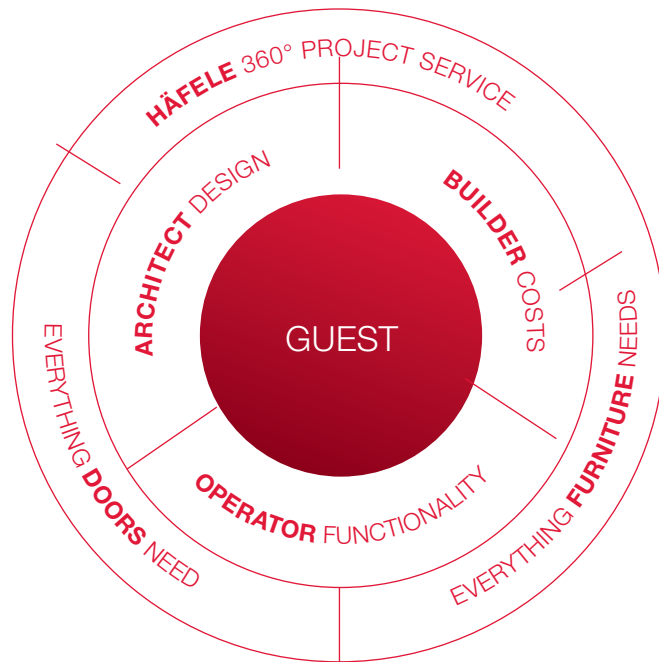
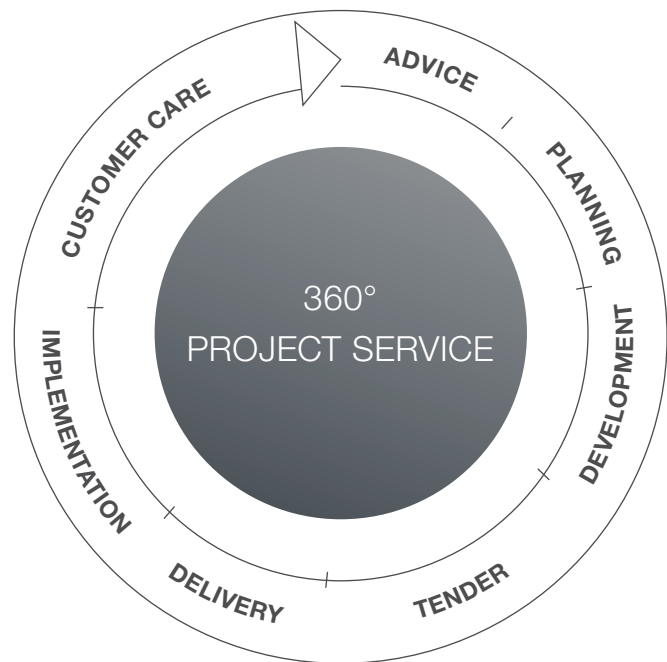
International.

PAGE 152



360° PROJECT SERVICE

The systems and consulting expertise of Häfele for architects, interior designers, specialists, consultants, builders, investors and operators.



Competence in Project Support and Services.

A central pillar of this service offering is manufacturer independent advice on architectural and furniture hardware. Häfele's project specialists are competent, solution oriented partners for architects, builders, investors, specialists, consultants and general contractors. In addition, Häfele also offers extensive support in all phases of the project development. For example, specialized planning aids facilitate the development and implementation of electronic access control systems, lighting concepts in furniture and furnishings, as well as sliding door solutions. The hardware store founded in 1923 by Adolf Häfele is now one of the leading international companies for furniture and architectural hardware as well as electronic access control systems. Worldwide, more than 6,000 employees support approximately 160,000 customers in over 150 countries. The headquarters of the family-operated company is still in Nagold, Germany where it began. Häfele supplies hardware to healthcare, hospitality and other commercial and residential markets to cabinet manufacturers as well as trades that support building contractors, with hardware of all famous brands as well as fittings from its own production plants in Germany.


Hotel Market Project Competence.

In addition to the 360° project service, Häfele's breadth and depth of product range provides an additional basis for expertise in the hospitality sector. This leads to solutions for specific and customized concepts, even for more complex requirements: whether it concerns the hotel room door as a complete system, Dialock electronic access control or the Häfele functionality for optimized hotel furniture. Many hotel projects of a multitude of categories and with different requirements and equipment have been realized by Häfele worldwide. With targeted systems and products for hospitality, we offer standard and alternative solutions to implement your hotel concepts: everything needed for doors and everything needed for furniture. Through our role as a valuable innovator and trendsetter, not only major hotel chains such as Accor and Hyatt are among our customers, but also family-operated private hotels or youth hostel and hostel market. Specialized staff in our project services teams provide expert support for hospitality specifiers, builders and operators. This results in buildings and rooms that make investments that are fit for the future possible in the modern hotel world.



HOTEL CHAIN LISTINGS.

International Listings	
	A & O Hotels
	Fragrance Group
	InterContinental Hotel Group
	Kempinski Hotels
	Meininger Hotels
	Steigenberger Hotels
	Wombats Hostels

Local Partnership	
	Smile - Hotel Management Software (HMS).



Hotel InterContinental, CH-Davos
 Interior architecture | Architect: Oikios GmbH, D-Munich.
 Operator: IHG InterContinental Hotels Group.



Falkensteiner Hotel Schladming, A-Schladming
 Architect: Sepp Hohensinn, A-Graz.
 Operator: FMTG - Falkensteiner Michaeler Tourism Group GmbH, A-Vienna.
 Investor: Planai Hotel Errichtungs- und Betriebs GmbH, A-Schladming.



Steigenberger Hotel Bremen, D-Bremen
Architect: Eike Becker_Architekten, D-Berlin.
Operator: Steigenberger Hotel Group, D-Frankfurt a. M.
Investor: H. Siedentopf, D-Bremen.



Steigenberger Parkhotel, D-Braunschweig
Interior architecture | Architect: Seeger Müller
Architekten, D-Berlin. Operator: arcona
Management GmbH, D-Rostock.

ONE ROOM.

The Häfele “One Room. One Face. Hotel Assortment” makes it possible for design concepts to be consistently implemented down to the smallest detail. From the entrance door to the bathroom accessories, each item is adapted to the individual design concept. We make sure that every room is presented as a stylistic unit in every respect by ensuring it is a beautiful and well-rounded room.

The integrated Häfele Project Assortment provides more efficiency and transparency in the procurement process due to our end-to-end service capabilities. We make sure you only have to deal with one source for your every need and, because the entire range is available worldwide, design requirements can be implemented quickly and seamlessly.


ONE
PARTNER.

ONE
STYLE.

Designing the interior of a hotel is a significant part of marketing your new hotel; the room design increases the value of the brand and gives it's guests another reason to stay at your hotel. At the same time we understand that you have strict budget, time and design requirements so we have made sure our Project Assortment has options for every level of project.

ONE
FACE.

ADD SOMETHING BUT CAN
READ YOUR HANDWRITING



ONE LOOK.
ONE FORMAL LANGUAGE.


ONE SYSTEM. MANY OPTIONS.

The Häfele Project Assortment is selected to fit seamlessly into almost any design you have chosen for your rooms. The Häfele Project Specialists have developed the design matrix based on international trends to ensure we have a wide range of design concepts that are timeless, modern and pure luxury.

Our product range is available in four contemporary finishes and in both round and square shapes. This guarantees a formal continuity within a wide range of different concepts and designs making sure there is minimum effort needed from the designer, fabricator and buyer.



Graphite black




Brass coloured polished



Chrome polished



Satin stainless steel

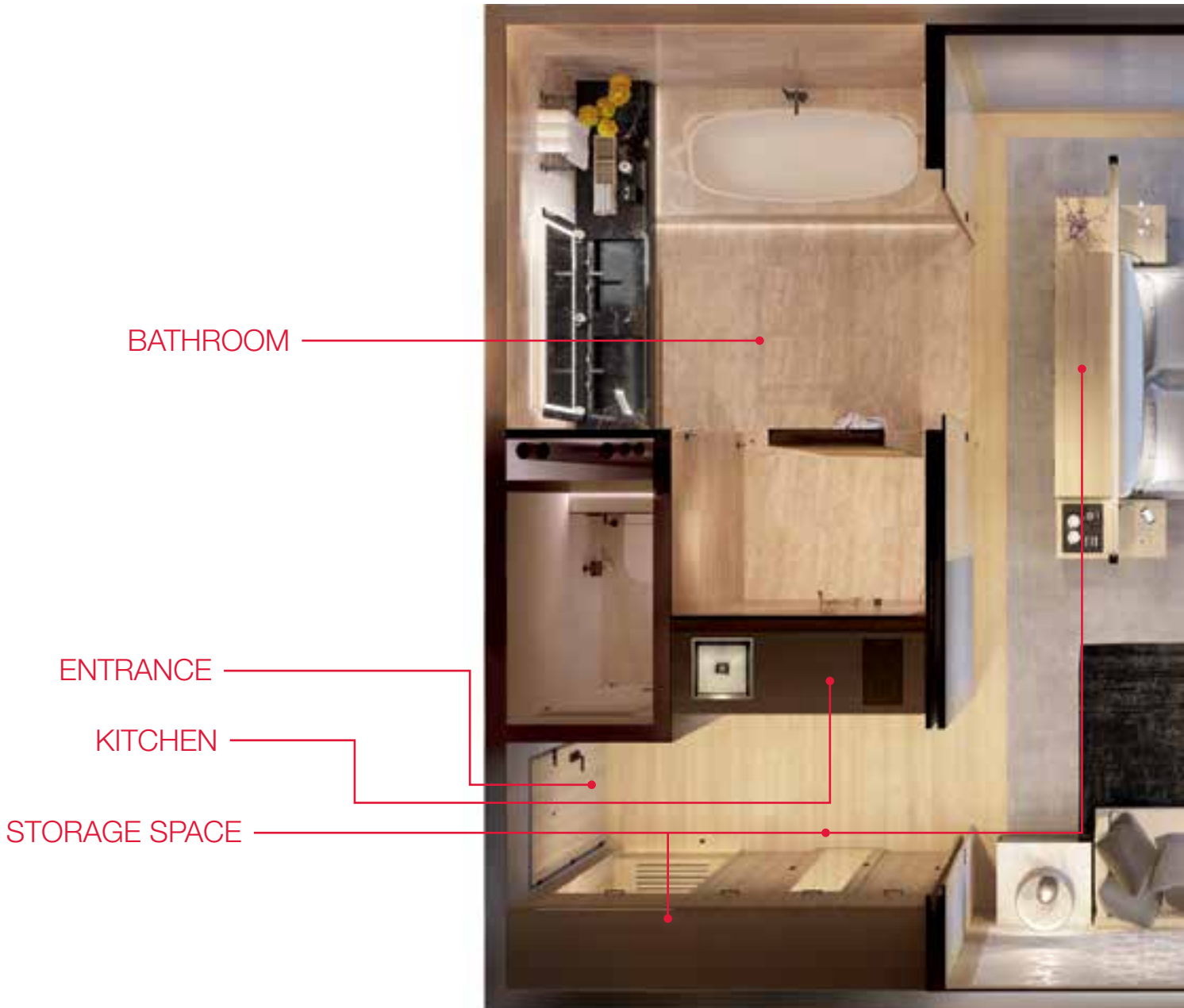


ONE LOOK, ALL AREAS.

UNITY IN THE VARIETY.

The perception of a room is not oriented to product categories. It has a uniform and essentially subliminal effect. The Häfele project assortment therefore consists of a wide range of fitting solutions, but also functional furnishing accessories, all of which can be orchestrated into an overall room impression in all zones and areas.

Rather than having a multitude of equipment details with differing origin, a coordinated range of products which enhances the harmonious impression of the room awaits the guest – and makes the procurement process much easier at the same time.





SYSTEM DOORS. HELP FOR BUILDERS & ARCHITECTS.

SERVICE PACKAGE SYSTEM DOOR. FROM PLANNING TO DELIVERY FROM SINGLE SOURCE.

- > Market knowledge and expertise from countless projects.
- > The door design and a whole: Matching the individual requirements on design, functionality and cost-effectiveness.
- > Comprehensive service: Advice, planning, tender, project management to shipping of ready-to-assemble hardware fittings.
- > All technical and legal requirements are met.



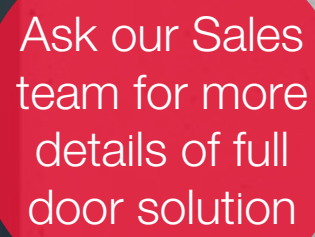
- Solid Wood
- Particle Board + Fire Rated Board
- Solid Hard Density Wood
- Wood Veneer
- Finger Joint Frame
- Finger Joint Architrave

Fire-rated door



- MDF Board + Honey comb
- Particle Board
- White PU colour
- Finger Joint Wood
- Finger Joint Wood
- Finger Joint Architrave

NON-fire rated door / bathroom

A red circular callout containing white text, positioned over a light-colored wall. The text reads: "Ask our Sales team for more details of full door solution".

Ask our Sales team for more details of full door solution



ENTRANCE HARDWARE.

FROM HARDWARE TO ACCESS CONTROL. EVERYTHING FROM A SINGLE SOURCE.

Because many elements of a front door must be compatible and coordinated they often have to be ordered separately. Häfele is able to provide support in selecting suitable elements through experience. We can also deliver all components ready for installation including Dialock, our innovative electronic access control system.

Dialock simplifies access control throughout the building for every user, from the guest to the operator. The interface of the in-house Hotel Management Software offers you the ability to obtain optimum information about the status of every room at any time.



Dialock door terminal



Door viewer



Room management entrance panel



Concealed Door closer

DIALOCK SYSTEM

WHY DIALOCK?

Guest room doors, hotel entrances, elevators and garage gates can be operated with ease with a single key. The key can also be interfaced with the booking system for use in the restaurant, the parking area and the spa area. Electronic and simple.





CONVENIENCE & SECURITY



Easy and convenient.

The guest receives an electronic Dialock key for their room at reception. Easy to make, easy to use. The room key is generated directly from your hotel management system (HMS), and also provides access to all appropriate spaces and lockers to enhance the guest experience; access to the guest rooms or opening the garage gate, operating the elevator or accessing the spa area through a turnstile. All applications are coordinated in the Dialock system. This means more convenience for your guest – more savings for you!

Simple but advanced and powerful features.

Dialock, the electronic access control system, can be put to versatile use in hotels and provides both guests and operators with convenience and security 24/7/365. The Dialock system consists of an electronic RFID Dialock key in credit card size or other optional formats and a door or wall terminal and software for property access planning and management, as well as interfacing with other property systems. Dialock options include advanced on-line features with wired or wireless on-line communication with the guest room and public access openings.

ADVANTAGES OF DIALOCK

The Dialock electronic access control system provides security, convenience and optimized operating organization in hotels.



Unique design

Dialock door and wall terminals are available in different finishes and lever styles. This provides an opportunity to select a unique and appropriate design aligned with the overall hotel look and feel.



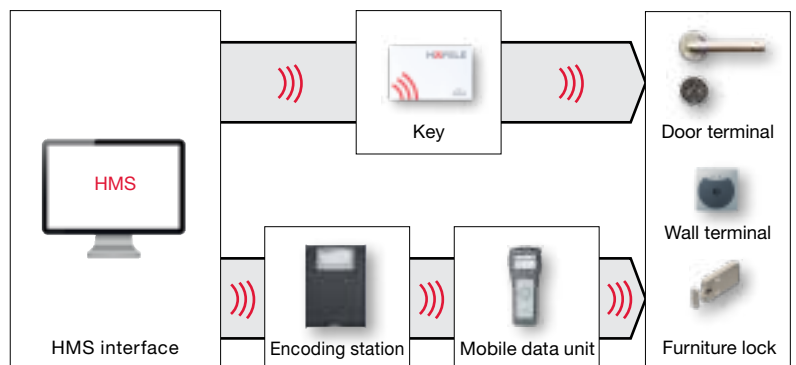
Mechanical emergency opening

Dialock door terminals have the available feature of mechanical emergency opening by key. This means that doors can also be opened without a Dialock key. Advanced mechanical key security and audit trails of mechanical key use are available.



Additional convenience: Touch-free with transponder technology

Dialock is an access control system based on passive RFID transponder technology. The transponder (a microchip with an antenna) is located on a Dialock key and communicates with a door or wall terminal wirelessly. Touch-free. It does not require its own power supply, but obtains



its communication energy from the electrical field of the door or wall terminal. One of the reasons why the Dialock system is cost-effective and fail-safe.

04

Selection of attractive lever handles


Häfele has a selection of different lever handles. The material, finish, design and colour thereof are coordinated with the door terminal housings, rosettes and escutcheons.



Model G



Model J



Model U



05

High degree of expansion capability & retrofitting

Dialock is a system which can be extended in meaningful investment stages. From building to building, for example, from area to area, from floor to floor, from outside to inside or vice-versa. Retrofitting is particularly low cost because the Dialock door terminals are battery-operated and do not have to be cabled.

06

Improved flexibility & networking

As an electronic access control system, Dialock can be configured for many different requirements and easily adapted to changing requirements. The required application is the decisive factor. Both the arrival and departure dates of the hotel guests can be transferred directly onto the Dialock key by the hotel management software (HMS) for defining guest room, locker and other access.



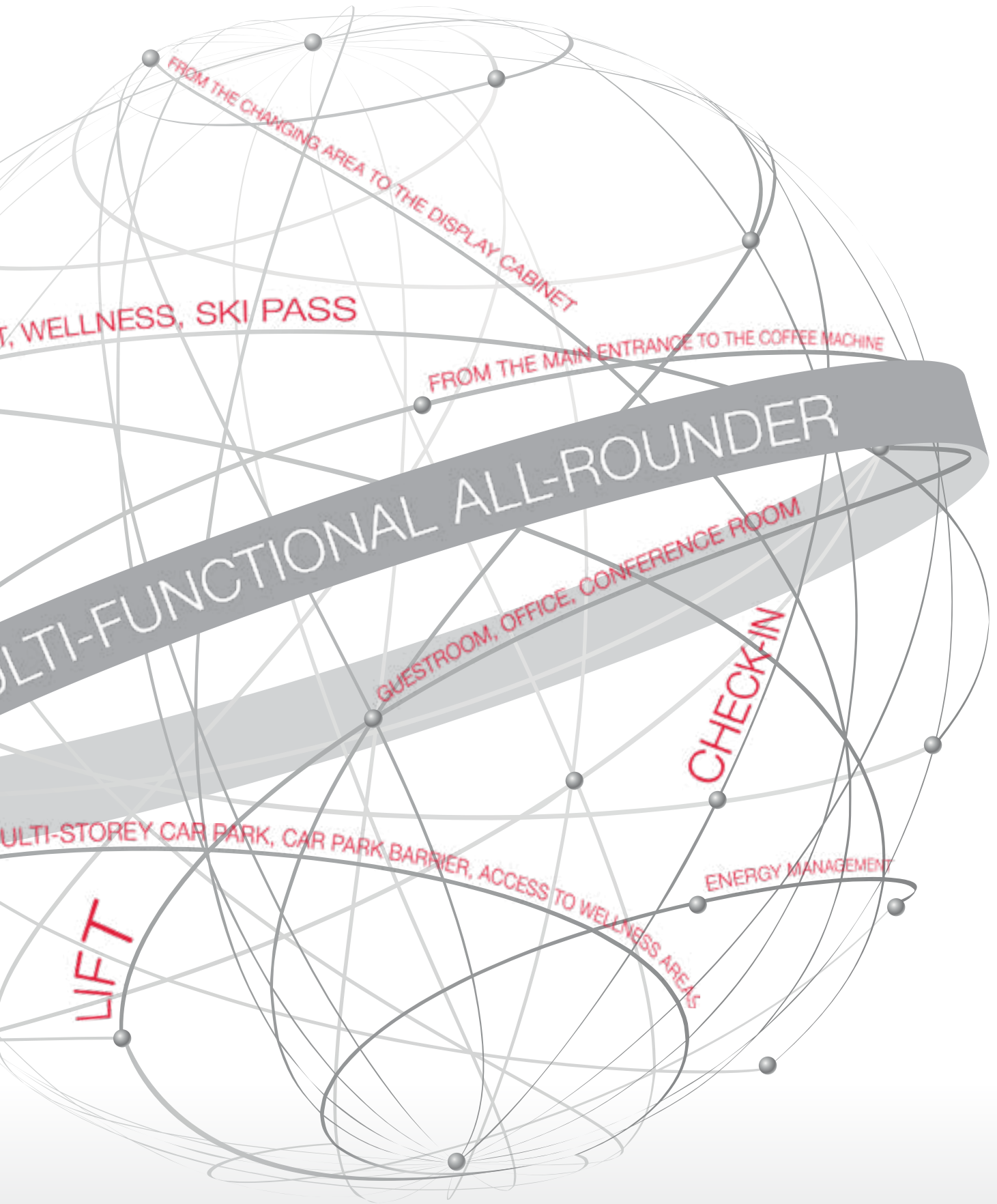
Dialock benefits

- > German Quality
- > Noise protection regulations
- > International standards
- > Fire safety approval
- > Emergency exit door standards
- > Continuous performance test 200,000 cycles

AREAS OF APPLICATION

Dialock, the universal door opener, locks and unlocks everything in the hotel. From the main entrance to the guest room to the cabinet door. From the drawer to the locker. Dialock can also be used in restaurants for making payments that are billed to the guest room.





FLEXIBLE SYSTEM

Dialock is suitable for a wide variety of uses in the hotel.

The Dialock system can be customized to many requirements in hotels. From a few rooms or 2,000 rooms – Dialock is an extremely flexible system for organization and security. It provides maximum convenience for your guests and combines minimal effort with advanced security for the operators.

CHECK-IN

Interface to the hotel management system (HMS).



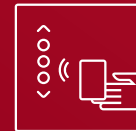
MULTI-STORY GARAGE, PARKING GATES, ACCESS TO SPAS

Turnstile and door controls.



ELEVATORS

Dynamic software tools for interface to elevator floor access.



ACCESS CONTROL – GUEST ROOMS, OFFICES, CONFERENCE ROOMS

Restaurants/bars and back of house.



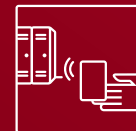
FROM THE MAIN ENTRANCE TO THE COFFEE MACHINE

Dialock for wall mounting indoors and outdoors.
Management of staff locking authorizations.



FROM THE LOCKER ROOM TO THE DISPLAY CABINET

Locking system for lockers, golf and equipment lockers,
safe-deposit boxes and display cabinets.



INTERFACES TO SPA, AND OTHER TICKET SOLUTIONS

Interfaces to restaurants and other POS solutions.



ENERGY MANAGEMENT

Central light control and power management in the guest room.



DYNAMIC
FUNCTIONS
OFF-LINE OR
ON-LINE



CHECK-IN

Interface to the hotel management system (HMS).



The Dialock key is generated directly from your hotel management system (HMS) using the Dialock encoding station and Dialock Universal HMS interface software. Your hotel guests therefore receive a secure RFID credential as a guest key in credit card size or other optional format which gives them access to their room for the duration of their stay. The Dialock key is also be programmed with other options such as access to the elevator, the spa area or the parking garage. Lost keys can be blocked by simply using a replacement key. You manage all locking authorizations for guests as well as personnel and service providers. Clearly and centrally, managed in one coordinated system. When necessary, you can find out exactly which key accessed and opening and when. The Dialock access control system is scalable: it can be expanded at any time, and therefore grows with your requirements. Interfaces with developing and advanced kiosk, tablet and mobile phone devices are possible.



- > Allocation of guest key from all leading hotel management systems (HMS).
- > Quick check-ins and check-outs.
- > Individual access authorizations possible.
- > Access authorizations for guests, staff and service providers are managed separately.
- > When checking-in with the Hotelomat®, guests can be given their Dialock key at any time.



MULTI-STORY GARAGE, PARKING GATES, ACCESS TO SPAS

Turnstile and door controls.



The encoded Dialock guest key allows access simply and touch-free: to the parking area gate, the turnstile to the spa area or the swimming pool and gates and doorways from public areas. All barriers and turnstiles are operated and controlled without the involvement of staff. This gives you and your guests additional security and convenience.



- > No staff personnel is needed to operate barriers, turnstiles or shared doorways.
- > Time limits for access validity for each Dialock key.



ELEVATORS

Dynamic software tools for interface to elevator floor access.



Elevators can be integrated in the access control system with the Dialock elevator control. Your guests can conveniently go to their floor, the underground car park or spa area. You define the floors the guest is allowed to access. Unauthorized people cannot use the elevator. Wall reader options are available to achieve a perfect appearance and appropriate security.



- > Access control to the floors.
- > Different wall reader models in Merten, Siedle, Gira or Dialock design.



ACCESS CONTROL – GUEST ROOMS, OFFICES, CONFERENCE ROOMS

Restaurants/bars and back of house.



Different models of battery operated door terminals are available for selection for your guest rooms. Choose from several different lever handles and finishes. This provides unique design options for you.

Dialock door terminals for guest rooms have a “Do not disturb” function. If your guest activates this function, the cleaning staff cannot enter the room. The “Do not disturb” function is automatically cancelled as soon as your guest leaves the room. Dialock door terminals operate with mechanical egress from the interior, providing appropriate life safety protection. Doors can also be opened with a mechanical key if necessary. Audit trail of mechanical emergency opening is available, if required.



- > Different versions.
- > Cost-effective expansion and retrofit.
- > Audit trail of locking processes.
- > No expensive cylinder and key change if a key is lost.



FROM THE MAIN ENTRANCE TO THE COFFEE MACHINE

Dialock for wall mounting indoors and outdoors. Management of staff locking authorizations.



Dialock wall terminals are preferred outdoors and for heavily frequented doors. They are permanently energised, can be operated offline and online and can be used for different types of door: Automatic doors, doors with electric drives, electric multiple locking devices, motor locks and roll-up doors. The wall terminal can also control the use of devices in your hotel. Coffee, snack or drinks machines, for example.



- > Outstanding reliability for frequently used doors.
- > Versatile.
- > Can be integrated with different systems such as Siedle-Vario.
- > Different reader models available: Dialock, Gira, Merten or Siedle.
- > Versions for exterior use.
- > Certified power supplies.



FROM THE LOCKER ROOM TO THE DISPLAY CABINET

Locking system for lockers, golf and equipment lockers, safe-deposit boxes and display cabinets.



Staff keys provide access to appropriate guest rooms, public access points and back of house openings. They can also provide managed control of hotel storage and display cabinets as well as staff's personal items in lockers or in their areas of responsibility such as restaurant and bar storage areas. Everything is perfectly coordinated in the Dialock system. Dialock locking components can be battery powered or connected to continuous power and battery back-up systems. Dialock also provides options to interface with time & attendance and concession equipment such as coffee machines.



- > Simple applications are available for small projects. Your advantages: Less administration and ease of operation.
- > Cost-effective expansion and retrofit is always possible.
- > High security standards.
- > Audit trail of locking processes.
- > No expensive cylinder and key change if a key is lost.



INTERFACES TO SPA, AND OTHER TICKET SOLUTIONS

Interfaces to restaurants and other POS solutions.



Dialock can do much more than “just” lock and unlock doors conveniently. The Dialock key provides free access to the spa area for any number of days. Or it is used in the hotel restaurant to verify billing to the guest’s room account. Your guest could also be turned into a Dialock key. The advantage for your guest: Only one medium for the spa, restaurant, lift and guest room door. The advantage for you: Simplified and centralized processes and satisfied guests.



> Multiple applications: Different services can be integrated with a Dialock key. Makes cooperation with public transport, leisure facilities, bike or operators and many other tourism service providers possible.



ENERGY MANAGEMENT

Central light control and power management in the guest room.



Central control of all lights and devices which are operated using electricity. On entering the guest room, the Dialock key is inserted into the energy-saving terminal and the power circuit is activated. When leaving the room, the card is removed, the power circuit is interrupted, ensuring that all devices and lights are switched off. Dialock energy-saving terminals help to minimize energy consumption.



- > Central control of all devices, lights and air conditioning systems in the guest room.
- > Optimises your energy management.



DIALOCK RANGE



Dialock DT 700

- > Robust standard fitting for interior doors.
- > Indication for locking/unlocking and "Do not disturb" with LED.
- > Material: Matt stainless steel, polished brass, or black matt.



Dialock DT 750

- > ANSI version for American standard.
- > Like DT 700.



Dialock DT 710

- > Subtle rose and escutcheon fitting, customised design possible.
- > Indication of locking/unlocking and "Do not disturb" with LED.
- > Material: Matt stainless steel, polished brass, or black matt.
- > Lever handle with G, J or U design.



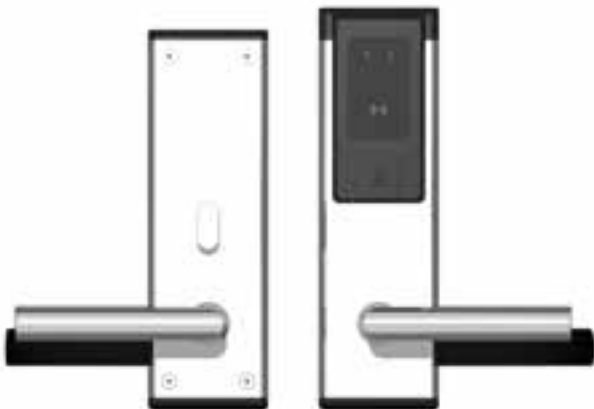
Dialock DT 510

- > Electronic profile cylinders.
- > Suitable for DIN mortise locks.
- > Indication of locking/ unlocking with LED.
- > Matt stainless steel material, Alasept available.



Dialock DT 300

- > Sophisticated Design
- > RFID Technology
- > Mifare Card
- > Finish: Stainless steel matt, Brass Polished, Champaign Gold, PVD
- > Rose Gold, PVD



Dialock DT 15

- > Modern Design
- > RFID Technology
- > Mifare Card
- > Finish: Stainless steel matt



SYSTEM



COMPUTER



ENCODER



HOTEL LOCK



PDS



EMERGENCY MECHANICAL KEY



CARD



MASTERCARD



RESTRICTED-AREA CARD



HOUSEKEEPER CARD



GUEST CARD



Hotel Door



Energy Saver



Lift



Parking



Entertainment Area



Restaurant Area

Häfele access control system: From car park to shop display cabinet. With flexible access authorisations.

You define which door guests, the room service employees and the management are allowed to unlock. If you wish, you can also specify the day of the week and the time. Almost anything that you can lock and unlock can be controlled using Dialock. Control is central using the Dialock software. You determine the number of contact points and the user.

Block a card? The information is distributed in seconds. And Dialock also has many more possibilities.

DIALOCK DT700/ DT710



Dialock DT700



Dialock DT710



Stainless steel matt



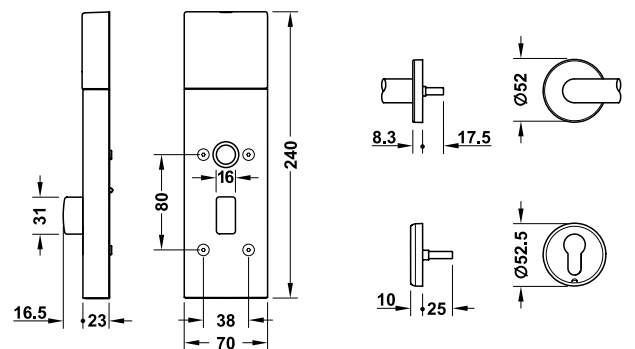
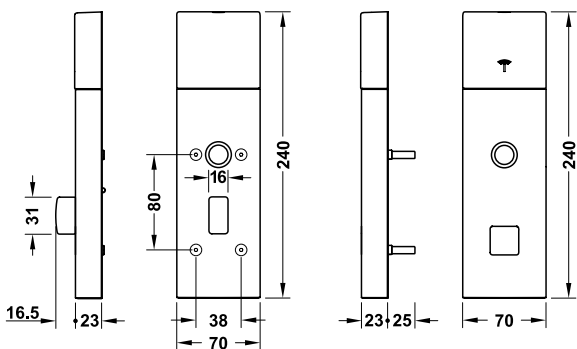
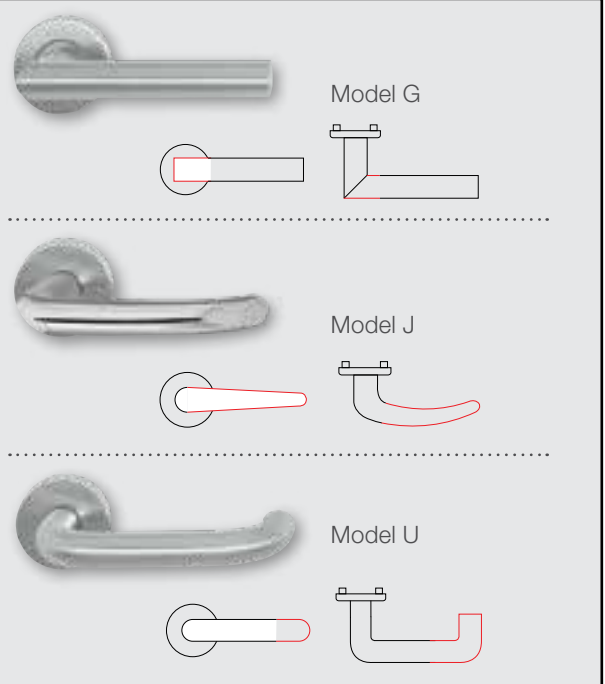
Brass Polished



Black matt

- > Unique Design
- > RFID Technology for greatest convenience
- > Premium Material SUS304 & Various Finish
- > Universal Mifare Card/ Mifare Plus Application

Handle Options



Features



Touch Free
Battery-operated, touch-free activation with Dialock key



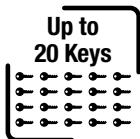
Open/Lock Indicator
Red/white LEDs/Piezo sound generator for indication of locking and unlocking.



"Do not disturb"
"Do not disturb" thumbturn for internal module and flashing signal for external module



Key Free Open Inside
Opening door at any time from the inside by operating the lever handle without using key



Up to 20 Keys
Several keys per room and up to 20 keys per door terminal.



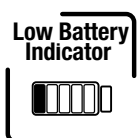
Emergency Opening
Mechanical emergency opening.



Trail up to 2000 entries
Real-time clock for audit trail of all locking processes, openings of the housing, emergency openings and battery removals (up to 2,000 audit trail entries and 2,000 user keys).



Block access
Tamper protection (optional) on internal module blocks access from outside in case of removal of the internal backplate.



Low Battery Indicator
For service personnel: Indication when battery change is required.

Technical Information

Degree of protection IP20

Ambient temperature (operation) 0°C to +55°C

Relative humidity 0-95% (not condensed)

Service life of battery Approx. 2 years, generally 10 locking cycles per day

Backset 55 or 65 mm

Spindle 9 mm

Distance 72 mm

Door thickness 35–95 mm

Standard
Tested for fire resistance in accordance with EN 1634, T90
Tested in accordance with EN 12209 (mortise lock) and EN 1906 (terminal)

Electro-static discharge High level security, tested to 20000V, (standard 8000V)

Voltage supply Alkaline-manganese battery 1.5 V AA (4 pieces)

Part	Model	Description	Finish	Cat.No
Front handles	Dialock DT 700	Lever G plate version Mifare/ISO Generation2	Stainless steel satin	917.63.500
			Brass polished	917.63.501
			Stainless steel polished	917.63.502
			Stainless steel black matt	917.63.503
		Lever U plate version Mifare/ISO Generation2	Stainless steel satin	917.63.505
			Brass polished	917.63.506
			Stainless steel polished	917.63.507
			Stainless steel black matt	917.63.508
		Lever J with rose	Stainless steel satin	917.63.510
			Brass polished	917.63.511
			Stainless steel polished	917.63.512
			Stainless steel black matt	917.63.513
	Dialock DT 710	Lever G with rose	Stainless steel satin	917.63.600
			Brass polished	917.63.601
			Stainless steel polished	917.63.602
			Stainless steel black matt	917.63.603
		Lever U with rose	Stainless steel satin	917.63.605
			Brass polished	917.63.606
			Stainless steel polished	917.63.607
			Stainless steel black matt	917.63.608
		Lever J with rose	Stainless steel satin	917.63.610
			Brass polished	917.63.611
			Stainless steel polished	917.63.612
			Stainless steel black matt	917.63.613
Rear handles	Dialock DT 700 & DT 710	Interior module, lever G	Stainless steel satin	917.63.000
			Brass polished	917.63.001
			Stainless steel polished	917.63.002
			Stain steel black matt	917.63.003
		Interior module, lever U	Stainless steel satin	917.63.005
			Brass polished	917.63.006
			Stainless steel polished	917.63.007
			Stain steel black matt	917.63.008
		Interior module , lever J	Stainless steel satin	917.63.010
			Brass polished	917.63.011
			Stainless steel polished	917.63.012
			Stain steel black matt	917.63.013

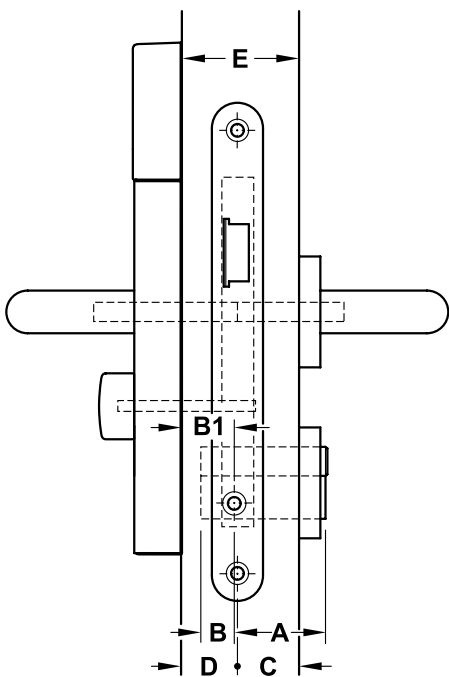
Part	Model	Description	Finish	Cat.No
Front and gear handle	Dialock DT 700 HB	G - Lever handle	Stainless steel satin	917.64.152
			Brass polished	917.64.153
			Stainless steel polished	917.64.219
			Stainless steel black matt	917.64.218
		U - Lever handle	Stainless steel satin	917.64.157
			Brass polished	917.64.158
			Stainless steel polished	917.64.221
			Stainless steel black matt	917.64.220
		J - Lever handle	Stainless steel satin	917.64.162
			Brass polished	917.64.163
			Stainless steel polished	917.64.223
			Stainless steel black matt	917.64.222
	Dialock DT 710 HB	G - Lever handle	Stainless steel satin	917.64.150
			Brass polished	917.64.151
			Stainless steel polished	917.64.319
			Stainless steel black matt	917.64.318
		U - Lever handle	Stainless steel satin	917.64.155
			Brass polished	917.64.156
			Stainless steel polished	917.64.321
			Stainless steel black matt	917.64.320
		J - Lever handle	Stainless steel satin	917.64.160
			Brass polished	917.64.161
			Stainless steel polished	917.64.323
			Stainless steel black matt	917.64.322
WT 210 BLE HB				917.91.076

Part	Model	Description	Finish	Cat.No
Front and gear handle	Dialock DT 700 SPK	G - Lever handle	Stainless steel satin	917.64.212
			Brass polished	917.64.213
			Stainless steel polished	917.64.207
			Stainless steel black matt	917.64.206
		U - Lever handle	Stainless steel satin	917.64.214
			Brass polished	917.64.215
			Stainless steel polished	917.64.209
			Stainless steel black matt	917.64.208
		J - Lever handle	Stainless steel satin	917.64.216
			Brass polished	917.64.217
			Stainless steel polished	917.64.211
			Stainless steel black matt	917.64.210
	Dialock DT 710 SPK	G - Lever handle	Stainless steel satin	917.64.312
			Brass polished	917.64.313
			Stainless steel polished	917.64.307
			Stainless steel black mat	917.64.306
		U - Lever handle	Stainless steel satin	917.64.314
			Brass polished	917.64.315
			Stainless steel polished	917.64.309
			Stainless steel black matt	917.64.308
		J - Lever handle	Stainless steel satin	917.64.316
			Brass polished	917.64.317
			Stainless steel polished	917.64.311
			Stainless steel black matt	917.64.310
WT 210 BLE SPK				917.91.088

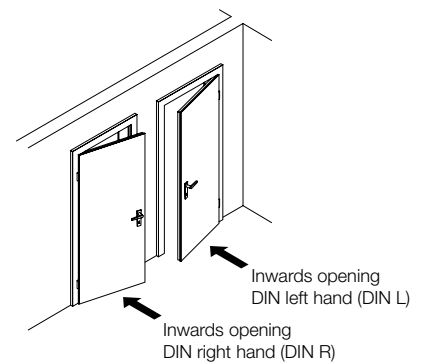
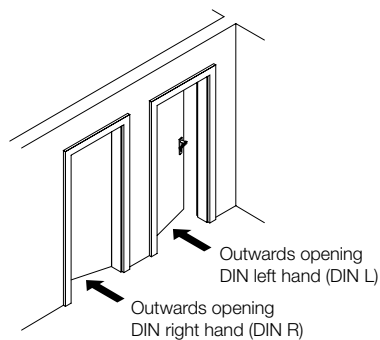
Forend width, round mm	Mortise lock	Din	Cat.No
Backset A 65mm			
20mm - For rebated doors	Mortise for OUTWARDS opening doors	DIN L	917.81.731
		DIN R	917.81.741
	Mortise for INWARDS opening doors	DIN L	917.81.711
		DIN R	917.81.721
24 mm - For non-rebated doors	Mortise for OUTWARDS opening doors	DIN L	917.81.781
		DIN R	917.81.791
	Mortise for INWARDS opening doors	DIN L	917.81.761
		DIN R	917.81.771

Profile Cylinder	Dimension	Cat.No
Single profile cylinder	31.5/10mm	916.00.602
	35.5/10mm	916.00.603
	40.5/10mm	916.00.604
	30/10mm	916.96.106
	35/10mm	916.96.116

Mounting set	Dim.E mm	Dim. C mm	Dim.D mm	Stainless steel	
				Matt	Brass polished
Mounting set 1	Door thickness 35-50	14-35	14-35	917.80.451	917.80.471
Mounting set 2		15-35	15-35	917.80.452	917.80.472
Mounting set 3	Door thickness 50-65	35-50	14-25	917.80.453	917.80.473
Mounting set 4		14-25	35-50	917.80.454	917.80.474
Mounting set 5		50-65	14-25	917.80.455	917.80.475
Mounting set 6	Door thickness 65-80	35-50	15-35	917.80.456	917.80.476
Mounting set 7		15-35	30-50	917.80.457	917.80.477
Mounting set 8		14-25	50-65	917.80.458	917.80.478
Mounting set 9		50-70	14-30	917.80.459	917.80.479
Mounting set 10	Door thickness 80-95	10-50	65-25	917.80.460	917.80.480
Mounting set 11		30-50	30-50	917.80.461	917.80.481
Mounting set 12		30-40	50-60	917.80.462	917.80.482
Mounting set 13		15-30	50-65	917.80.463	917.80.483



- > Functionality: For connecting the external and internal modules and the thumbturn with the mortise lock
- > Material: Steel, threaded screws: Stainless steel

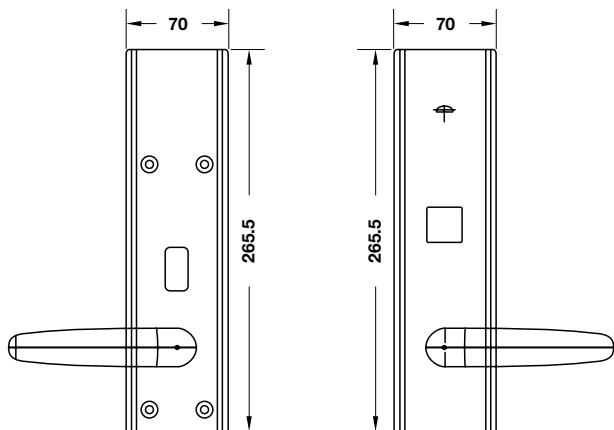


DIALOCK DT750 (ANSI)



- > Unique Design
- > Complied with ANSI standard
- > RFID Technology for greatest convenience
- > Premium Material SUS304 & Various Finish
- > Universal Mifare Card/ Mifare Plus Application

Dialock DT750




Handle Options


Model G


Model J


Model U

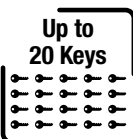
Features


Touch Free

 Battery-operated, touch-free activation with Dialock key


Open/Lock Indicator

 Red/white LEDs/Piezo sound generator for indication of locking and unlocking.


“Do not disturb”

 “Do not disturb” thumbturn for internal module and flashing signal for external module

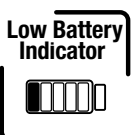
Key Free Open Inside

 Opening door at any time from the inside by operating the lever handle without using key

Up to 20 Keys

 Several keys per room and up to 20 keys per door terminal.

Emergency Opening

 Mechanical emergency opening available.

Trail up to 2000 entries

 Real-time clock for audit trail of all locking processes, openings of the housing, emergency openings and battery removals (up to 2,000 audit trail entries and 2,000 user keys).

Block access

 Tamper protection (optional) on internal module blocks access from outside in case of removal of the internal backplate.

Low Battery Indicator

 For service personnel: Indication when battery change is required.

Technical Information

Degree of protection	IP20
Ambient temperature (operation)	0°C to +55°C
Relative humidity	0-95% (not condensed)
Service life of battery	Approx. 2 years, generally 10 locking cycles per day
Backset	70 mm
Spindle	8 mm
Distance	92 mm
Door thickness	45–95 mm
Standard	ANSI Grade 1 UL Fire 180 min
Electro-static discharge	High level security, tested to 20000V, (standard 8000V)
Voltage supply	Alkaline-manganese battery 1.5 V AA (4 pieces)
Memory	For up to 2,000 audit trail entries, for up to 2,000 keys

Part	Model	Description	Finish	Cat.No
Front and Gear Handle	Dialock DT 750	Lever G plate version Mifare/ISO Generation2	Stainless steel satin	917.64.540
			Brass polished	917.64.543
			Stainless steel black matt	917.64.xxx
		Lever J plate version Mifare/ISO Generation2	Stainless steel satin	917.64.541
			Brass polished	917.64.544
			Stainless steel black matt	917.64.xxx
		Lever U plate version Mifare/ISO Generation2	Stainless steel satin	917.64.542
			Brass polished	917.64.545
			Stainless steel black matt	917.64.xxx

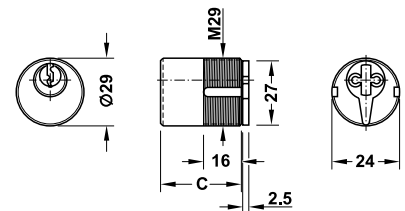
Profile Cylinder	Dim. C mm	Material/ Finish	Closure	Key change	Cat.No
Round cylinder	27.5	Brass / Nickel plated matt	Keyed Different		917.81.520
				1	917.81.521
			Keyed Alike	2	917.81.522
				3	917.81.523

KA: Keyed Alike normally refers to a group of locks that operate from the same key
 KD: Each lock is opened by its own unique key that does not open any other lock in the set.

Key change	Cat.No
1	917.81.621
2	917.81.622
3	917.81.623

Order reference

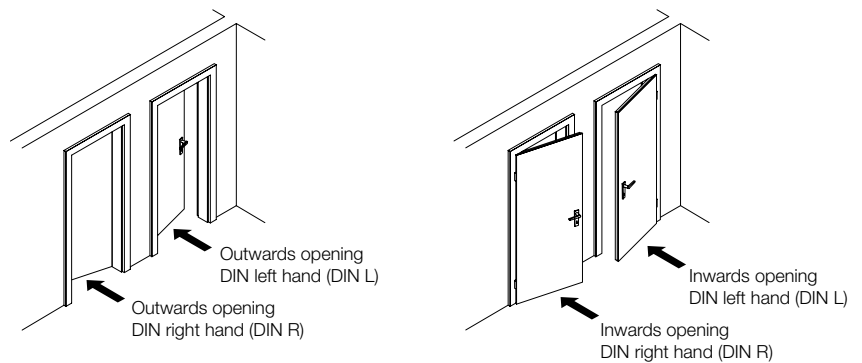
Keys not supplied, please order separately.



Forend width mm	Mortise lock	Din	Finish	Cat.No
Backset 70mm, forend square				
31.5 mm	Mortise for OUTWARDS opening doors	DIN L	Stainless steel satin	917.81.730
			Brass polished	917.81.735
			Stainless steel black matt	917.64.xxx
		DIN R	Stainless steel satin	917.64.510
			Brass polished	917.64.520
			Stainless steel black matt	917.64.xxx
	Mortise for INWARDS opening doors	DIN L	Stainless steel satin	917.64.511
			Brass polished	917.64.521
			Stainless steel black matt	917.64.xxx
		DIN R	Stainless steel satin	917.64.513
			Brass polished	917.64.523
			Stainless steel black matt	917.64.xxx

Mounting set	Door thickness	Stainless steel		
		Satin	Brass polished	Black satin
Mounting set 1	45-60	917.64.581	917.64.591	917.64.xxx
Mounting set 2	60-75	917.64.582	917.64.592	917.64.xxx
Mounting set 3	75-85	917.64.583	917.64.593	917.64.xxx
Mounting set 4	85-95	917.64.584	917.64.594	917.64.xxx

- > Functionality: For connecting the external and internal module and thumbturn with the mortice lock
- > Material: Steel
- > Threaded screws: Stainless steel



DIALOCK DT510



DT 510 D thumbturn cylinder

Dialock DT 510 D



DT 510 B thumbturn cylinder, dummy on one side

Dialock DT 510 B



DT 510 D-DZ thumbturn cylinder

Dialock DT 510 D-DZ



DT 510 H single cylinder with thumbturn

Dialock DT 510 H

- > Flexible application with electronic cylinder
- > Unique Design
- > RFID Technology for greatest convenience
- > Premium Material SUS304 & Various Finish
- > Universal Mifare Card/ Mifare Plus Application

Technical Information

Degree of protection	IP65 Weatherproof, for use inside and outside of buildings
----------------------	---

Ambient temperature (operation)	-20°C to +70°C
---------------------------------	----------------

Relative humidity	0-95% (not condensed)
-------------------	-----------------------

Service life of battery	Approx. 2 years, generally 40,000 locking processes
-------------------------	---

Profile cylinder lengths	27.5 mm to 62.5mm
--------------------------	-------------------

Number of possible Dialock keys	1.000
---------------------------------	-------

Features



Touch Free
Battery-operated, touch-free activation with Dialock key.



Variety Versions
Profile cylinder with reader on one side (thumbturn cylinder) or both sides (double cylinder) for access control.



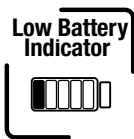
Acoustic Feedback
Acoustic feedback when presenting the key.



Open/Lock Indicator
Illuminated ring for indication of status: Green = unlocking, red = locking, no LED = stand-by.



Block access
Standard setting: Activation of external knob with authorized Dialock key and automatic deactivation after 10 seconds (variable time setting).



Low Battery Indicator
For service personnel: Indication of programming status and when battery change is required (acoustic alarm signal).



Infrared Interface
Infrared interface for programming.



Trail up to 2000 entries
Real-time clock for audit trail of all processes.



WALL TERMINAL

WT 200 WALL TERMINAL SET



Area of application

- > For authorization and/or as wall unit, block lock function; suitable for any type of door, gates, car park barriers, furniture and furnishings, lights, alarm systems, video surveillance...

Order reference

Please refer to the descriptions of the WRU 200 wall reader and WTC 200 controller for more detailed information about the individual components of the WT 200 set.

Please order supplementary and optional components, e.g. energy control terminal, power supply and lock, separately.

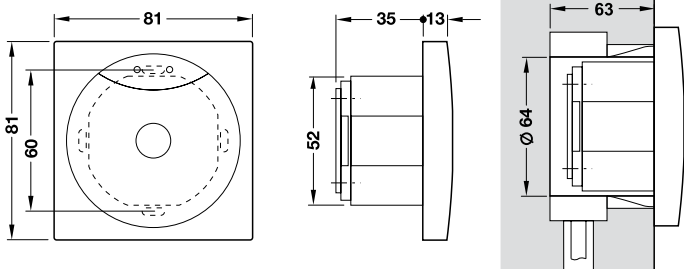
Supplied with	Function	Cat.No
Standard		
1 WRU 200 wall reader	Indoor or Outdoor use	917.91.078
1 WTC 200 controller		
Optional		
1 WTX200 I/O expansion	Indoor or Outdoor use	917.91.073



WRU 200 READER



- > Space required, flush mounted box
- > WRU 200 wall reader (writer and reader unit) plastic, anthracite/silver colored, for combination with WTC 200 controller



Function

- > Mains-operated wall terminal, touch-free activation with Dialock key
- > Red/green LEDs for indication of locking and unlocking
- > For service personnel: Indication of operating status (e.g. offline)



Technical Information	
Degree of protection	IP65
Ambient temperature (operation)	-25°C to +70°C with temperature monitoring
Voltage supply	12-24 V DC ±15%
Current consumption	0.8 W
RFID	RFID f = 13.56 MHz
Indication	1 x LED red, 1 x LED green
Interface	1 x RS-485, automatic baud rate detection
Relative humidity	10-95 % (not condensed)
Connection	Terminals for e.g. J-Y(St) Y2x2x0.8, max. 100 m
Dimensions	Width 81 mm, height 81 mm, depth 13 mm (surface mounted) 35 mm (flush mounted)

Notes for operation and installation

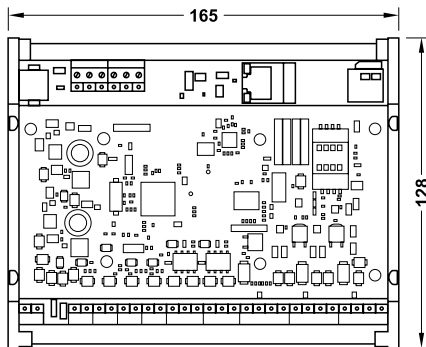
- > Connection between WRU 200 wall reader and WTC 200 controller with four core installation cable in compliance with VDE 0815: Type J-Y(St)Y 2 x 2 x 0.8 mm (twisted pair, shielded), max. length 100 m (please contact Dialock specialist for other lengths).
- > Installation of wall reader in flush mounted box with 2 device fastening screws (distance 60 mm in compliance with DIN). Make sure the fastening points on the flush mounted box are horizontal.
- > Minimum distance between 2 wall readers 250 mm.
- > The installation of the wall reader in metal surroundings must be planned.

Supplied with	Function	Cat. No.
1 WRU 200 wall reader	Indoor or Outdoor Use	917.91.072

Order reference

Please order supplementary and optional components, e.g. energy control terminal, power supply and lock, separately.

WTC 200 CONTROLLER




> WTC 200 Controller made from plastic, anthracite/silver colored, for combination with WRU 200 wall reader.


Notes for operation and installation


Connection between WRU 200 and WTC 200 controller with four core installation cable in compliance with VDE 0815: Type J-Y(St)Y 2 x 2 x 0.8 mm (twisted pair, shielded), max. length 100 m (please contact Dialock specialist for other lengths).





Functions


Infrared Interface

 Mains-operated, intelligent controller for online operation


Trail up to 2000 entries

 With audit trail of all processes.


Block access

 Use as authorisation writer and/or wall terminal, block lock function.

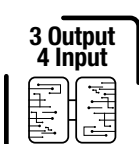
4 Input Ports

 With 4 input ports for analysing input signals (e.g. reed contact for door monitoring). In combination with electric strike or mortise lock with feedback contact, this allows visual overall monitoring the status of the locking system.


2 Devices Control

 Selective control of up to 2 electrical devices.

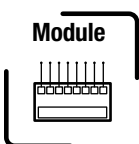
Plug & Play Installation

 Plug & Play installation, all system parameters configured on an SD card using the software

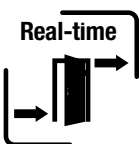
Dialock 2.0 Software

 Configuration changed and firmware updated online with the Dialock 2.0 software Options (please order separately).


Updating Offline

 Authorisation writer for updating authorisations at offline terminals.

3 Output 4 Input

 WTX 200 I/O expansion module with 3 relay output ports and 4 analogue input ports

Operating Indication

 Indication of operating status in the Dialock 2.0 software.

Module

 8-way relay module with 8 relay output ports and 1 analogue input port

Real-time

 Just-in-time modifications of authorisations.

Real-time Clock

 With integrated real-time clock for programming time restricted locking authorisations (setting of time zones).

Technical Information

Degree of protection IP30 (sheet steel housing), installation on hat rail depends on housing

Ambient temperature (operation) -0°C to + 50°C

Voltage supply 12-24 V DC \geq 15%

Current consumption 1.5 W

Interfaces

- 1 x Ethernet 10/100 Mbit/s
- 3 x RS-485 interfaces with power supply
- 2 x relay output ports (change-over contact 30 V/2 A)
- 4 x analogue input ports
- 1 x USB interface

Slot For WTX 200 I/O expansion

Storage media

- 1 x micro SD card (with optional 128 bit SSL encryption)
- 512 kB flash
- 128 KB SRAM

Relative humidity 10-95% (not condensed)

Connection Screw terminals 2.5 mm²

Installation

- on hat rail Width 165 mm, height 130 mm, depth 65 mm
- in sheet steel housing Width 300 mm, height 300 mm, depth 132 mm

Supplied with	Function	Cat. No.
---------------	----------	----------

1 WTC 200 controller	Indoor or Outdoor Use	917.91.071
----------------------	-----------------------	------------

Order reference

Please order supplementary and optional components, e.g. energy control terminal, power supply and lock, separately.



WTX200 I/O EXPANSION

FOR EXPANSION OF WTC 200 CONTROLLER



Functions

- > Connection of up to 4 monitoring contacts
- > Connection of up to 2 electric strikes (relays)
- > Combined connection of monitoring contacts and electric strikes to up to 6 pins
- > Up to 3 relay contacts for electric strikes or for signalling the door status

Technical Information

Ambient temperature	0°C to + 50°C
Voltage supply	12-24 V DC ±15%
Current consumption	10-95 % (not condensed)
Interfaces	3 x relay output ports (changeover contact 30 V/2 A) 4 x analogue input port
Connection	Screw terminals 2.5 mm ²
Mounting	On slot for WTC 200

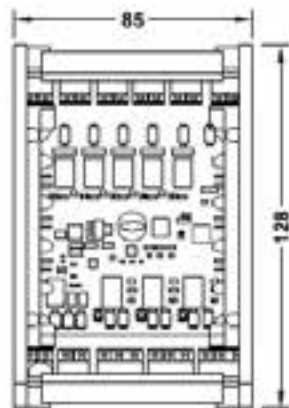
Supplied with	Function	Cat. No.
WTX200 I/O Expansion	Indoor or Outdoor Use	917.91.073



LIFT ACCESS CONTROL

WTX 201 8-WAY MODULE

EXPANSION OF WTC 200 CONTROLLER FOR LIFT



- > WTX 201 8-way relay module, as independent unit that can be installed remotely from the WTC 200 controller, e.g. as lift control.

Technical Information

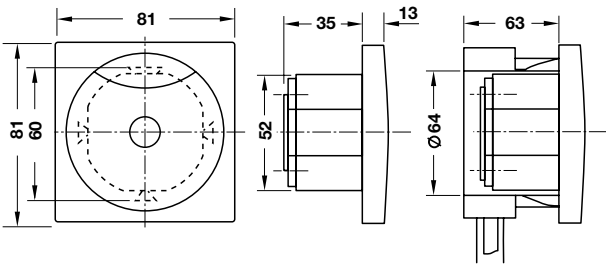
Degree of protection	Depends on housing
Ambient temperature (operation)	0°C to +50°C
Voltage supply	12-24 V DC ±15%
Interfaces	3 x changeover contact 30 V/2 A 5 x make/break contact (relay) 1 x RS-485 1 x analogue input port
Relative humidity	10-95% (not condensed)
Connection	Screw terminals 2.5 mm ²

Functions

- > Connection of up to 3 changeover contacts, 5 make or break contacts (relay)
- > RS-485 input ports for connection with WTC 200 controller
- > One RS-485 interface on the WTC 200 can be used for operating up to 4 WTX 201

Supplied with	Function	Cat.No
Standard		
1 WTX 201 - 8 way relay module	Indoor or Outdoor use	917.91.074

WT 210 WALL TERMINAL



Functions

- > Space required, flush mounted box
- > WT 210 wall terminal (reader unit and controller in one compact unit) made from plastic, anthracite/silver coloured.
- > The compact design of the WT 210 allows for installation in flush mounted boxes or cavity wall boxes.



Technical Information	
Degree of protection	IP65
Ambient temperature (operation)	-25°C to +70°C
Relative humidity	10-95 % (not condensed)
Voltage supply	12-24 V DC ±15%
Current consumption	0.8 W
RFID	f = 13.56 MHz
Indication	1 x LED red, 1 x LED green, Piezo sound generator
Interface	Digital input port: Switching input max. 20 mA Relay output port (changeover contact): 48 V AC/DC, 5 A Alarm output port (make contact): 48 V DC, 1 A Rf interface for configuration with MDU 110
Memory	For up to 1000 audit trail entries, for up to 1000 keys
Terminals	0.13–0.52 mm ²
Dimensions	Width 81 mm, height 81 mm, depth 13 mm, (surface mounted) 35 mm (flush mounted)

Functions
<p>Mains-operated wall terminal, for offline operation</p> <ul style="list-style-type: none"> > Red/green LEDs for indication of locking and unlocking > The WT 210 forms a complete offline access point in combination with an electric strike > The digital input port can be used for connecting a push button inside that activates the electric strike. > With integrated real-time clock for programming time restricted locking authorisations (setting of time zones) > With sabotage sensor that triggers the integrated signal generator and activates the alarm relay when removing the reader head from the installation frame > The alarm relay can also be combined with one further relay (in the protected (indoor) areas) in order to achieve a tamper-resistant access point > With audit trail of all locking processes and processes of removing the reader head from the installation frame > Wireless firmware update with the MDU 110

Supplied with	Function	Cat. No.
1 WT 210 Wall Terminal	Indoor or Outdoor Use	917.91.077

Order reference
Please order supplementary and optional components, e.g. energy control terminal, power supply and lock, separately.

SOFTWARE PROGRAMMING

Dialock Software Introduction

> **New software generation**

Future-proof (+15 years), protected investment and ease of operation

> **Interface for hotel management system (HMS) or property management system (PMS) (***)**

Can be integrated into the current HMS or PMS

> **Control and monitor all access to the building**

All access to the building can be controlled and monitored via the dashboard of Dialock software in real-time (Online system) or in offset time (Offline system). Any event can be stored and tracked for abnormal actions.

> **Time-based access control**

Access is granted upon wills or checkin/checkout time if connected to hotel management system (HMS). Access to public area such as spa/gym/ business center can be limited during working hours, along with total room access.

> **Optional Group or Role model**

Group assignment of access authorisations

Groups can be freely defined and set up, but are

often already present as an organizational unit of the company and can be directly accepted for access control. The access authorizations are immediately assigned when a new employee joins the organizational unit.

> **Role assignment of staff authorisations**

Creation of role models is a powerful function of Dialock software, when doing this authorisations are no longer assigned directly to each individual person, but to a role, i.e. a task or a process.

> **Scalable software**

System grows in line with customer requirements, Dialock software is scalable. If the hotel is expanded at a later date, extension packages of software can be purchased per usage demand.

> **Central server, many workplaces**

Installation of the software on a central computer then accessible on any computer connected to the central PC without installation of the software.

(***)

Manufacturer	Management Software	Link
International		
Amadeus Germany GmbH	Amadeus Hospitality (Hogatex)	www.amadeus.com
Ariane Systems	Hotelomat	www.ariane.com
ASSD GmbH	ASSD PMS	www.assd.com
Citadel Hotelsoftware GmbH	Citadel Front Office	www.citadel.de
DATAreform GmbH	Hotel.Profi	www.hotel-profi.de
GUBSE Aktiengesellschaft	SIHOT	www.sihot.com
Hotline Hotelsoftware	Hotline Hotelsoftware	www.hotlinesoftware.de
HS/3 Hotelsoftware GmbH & Co. KG	HS/3 Hotelsoftware	www.hs3-hotelssoftware.de
Huber & Kreuzeder OG	Aida.X	www.aida.software
Logotel Software e.K.	Logotel Hotelsoftware	www.logotel-software.de
PCS GmbH	pcs phoenix	www.pcs-phoenix.com
Reconline AG	ReconlinePMS	www.reconline.com
SoftTec GmbH	Easy2res	www.e2r.de
Hilton	OnQ	www.hiltonhotels.de
Oracle Hospitality	Micros Suite8 / Opera	www.oracle.com
Protel hotelsoftware GmbH	Protel Hotelsoftware	www.protel.net
SoftBrands	Epitome PMS	www.softbrands.com
Vietnam		
Anh Minh Informatics & Trade Co., Ltd.	Smile	http://www.anhminh.com/
CBIS., JSC	Intellio	http://intellio.net/

DIALOCK SOFTWARE

Project size			Functionality (supplementary in ascending order)			
Access points	Personnel master records	Encoder, entry or online reader	Locking plan + time	+ HMS	+ Role model	+ Wireless & wired Online
Software SW 200 Control						
20	20	2	✓			
50	50	2	✓			
100	100	2	✓			
200	200	2	✓			
500	500	2	✓			
Software SW 300 Hotel						
20*	20	2	✓	✓		
50*	50	2	✓	✓		
100*	100	4	✓	✓		
200*	200	8	✓	✓		
500*	500	16	✓	✓		
Software SW 400 Professional						
50*	50	2	✓	✓	✓	
100*	100	4	✓	✓	✓	
200*	200	8	✓	✓	✓	
500*	500	16	✓	✓	✓	
Software SW 500 Wireless XL						
50*	50	50	✓	✓	✓	✓
100*	100	100	✓	✓	✓	✓
200*	200	200	✓	✓	✓	✓
500*	500	500	✓	✓	✓	✓

* in hotels (+HMS) the guest cards are assigned to the access point (guest room door)

DIALOCK SOFTWARE

Dialock Software	Delivered on USB stick	Delivery via Mail
Software SW 200 Control 20/20	910.52.800	910.52.900
Software SW 200 Control 50/50	910.52.801	910.52.901
Software SW 200 Control 100/100	910.52.802	910.52.902
Software SW 200 Control 200/200	910.52.803	910.52.903
Software SW 200 Control 500/500	910.52.804	910.52.904
Software SW 300 Hotel 20/20	910.52.810	910.52.910
Software SW 300 Hotel 50/50	910.52.811	910.52.911
Software SW 300 Hotel 100/100	910.52.812	910.52.912
Software SW 300 Hotel 200/200	910.52.813	910.52.913
Software SW 300 Hotel 500/500	910.52.814	910.52.914
Software SW 400 Professional 50/50	910.52.831	910.52.931
Software SW 400 Professional 100/100	910.52.832	910.52.932
Software SW 400 Professional 200/200	910.52.833	910.52.933
Software SW 400 Professional 500/500	910.52.834	910.52.934
Software SW 500 Wireless XL 50/50	910.52.841	910.52.941
Software SW 500 Wireless XL 100/100	910.52.842	910.52.942
Software SW 500 Wireless XL 200/200	910.52.843	910.52.943
Software SW 500 Wireless XL 500/500	910.52.844	910.52.944

Packing: 1 piece

DIALOCK SOFTWARE EXTENSION

Dialock Software	Delivered on USB stick	Delivery via Mail
8 additional authorisation writers online	910.52.890	910.52.990
16 additional authorisation writers online	910.52.891	910.52.991
Installation of software on additional workplace computer (starting from the 21st workplace computer)	910.52.880	910.52.980
50 additional access points	910.52.885	910.52.985
100 additional access points	910.52.886	910.52.986
200 additional access points	910.52.887	910.52.987
500 additional access points	910.52.888	910.52.988
50 additional personnel master records	910.52.881	910.52.981
100 additional personnel master records	910.52.882	910.52.982
200 additional personnel master records	910.52.883	910.52.983
500 additional personnel master records	910.52.884	910.52.984
Packing: 1 piece		

Ordering procedure

The license will be produced after the information has been checked. First the license file will be sent to the defined authorised person in the project by mail. Then the license key will be sent to the specified fax number, or alternatively, if no fax is available, in exceptional cases the license key can be provided over the telephone.

MDU 110 MOBILE DATA UNIT



Area of application:

- > For transferring data and configurations from the PC (Dialock software) to offline terminals

Version:

- > LCD display, background lighting, 5 language settings

Material:

- > Housing: Plastic

Colour:

- > Housing: Anthracite, similar to RAL 7020

Technical Information

Voltage supply	Lithium-ion battery, charged using USB connection
Service time	24 h, when operating without background lighting (can be switched off)
Weight including batteries	approx. 400 g
Display	128 x 64 pixel, 6 lines
Connections	USB 2.0 interface for connection with the PC
Internal data memory	4 GB, corresponds to approx. 5000 terminal data records
Security	Encrypted storage of data and data transfer between MDU 110 and terminals

Supplied with

- > 1 MDU 110 mobile data unit
- > 1 USB 2.0 cable (1.5 m) for connecting MDU 110 with the PC

Functions

- > Operated by using the “clickwheel” (one-handed operation) on MDU 110.
- > A USB 2.0 interface is used for communication with the PC and recognised by the PC as a mass storage device. Installation of drivers is therefore not necessary.
- > Data exchange with the terminals takes place via wireless interface. This also applies to firmware updates that may be required.
- > Planning by Dialock specialist is required. Please ask.

Technology	Technology	Cat. No.
------------	------------	----------

German, English, French, Italian and Spanish	Tag-it™-ISO, Legic® advant and Mifare Classic	917.42.180
--	---	------------

KEY CARD

PK Programming key card



Area of application:

- > Small projects with few Diallock keys
Dim: 54 x 85 mm (credit card size/)

Functionality

- > For allocating access authorisations without software and programming station

Area of application

- > Key card programming is ideal for projects comprising up to about 20 doors and 20 keys. The advantages thereof are low administrative cost and ease of use.
- > The authorisation for the door is assigned directly at the respective terminal (DT or WT) using an electronic key (user key) and a programming key card.
- > If the authorisation is to be withdrawn, it is deleted using a clearing key card and the relevant electronic keys (user key).
- > Once Diallock terminals have been configured with software using the MDU, key card programming is no longer possible.

PK Clearing key card



Area of application

- > Small projects with few Diallock keys
Dim: 54 x 85 mm (credit card size)

Functionality

- > For deleting access authorisations without software and programming station

Product	Technology	Key Card	Cat.No
Dialock	PK Programming key card	Mifare Classic	917.64.010
	PK Clearing key card		917.64.011
	Dialock DT700/ Dialock DT 710 / Dialock DT750		917.64.070 (blank)
			917.64.073 (custom printing)
Dialock DT - Series	Dialock DT 300 / Dialock DT 15		917.80.739 (blank)
		917.80.736 (custom printing)	

DIALOCK DT 300



- > Sophisticated Design
- > RFID Technology for greatest convenience
- > Premium Material
- > Universal Mifare Card Application

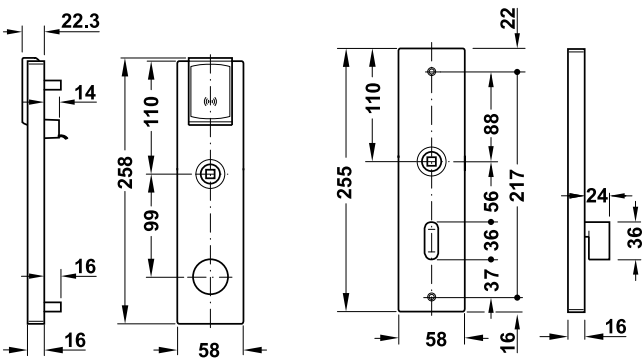
Dialock DT 300



Stainless steel matt Stainless steel polished Brass Mat



Brass Polished Champaign Gold, PVD Rose Gold, PVD




Handle Options


Model G


Model J


Model C


Features


- 


Touch Free Touch-free activation by the use of Dialock DT 300 key
- 


Intelligent Reading Battery-powered, intelligent reading-station
- 


Trail up to 2000 entries Real-time clock for logging of all operations
- 

Key Free Open Inside Opening the door from inside at any time without using keys
- 

Infrared Interface Infrared interface in the outer module for programming
- 

Optional Feature Optional feature enhancements by additional macro-programs
- 

Emergency Opening Optional mechanical emergency opening by cylinder
- 

Mifare RFID Technology: Mifare
- 

Internal Doors Application: for internal doors (DT)

Technical Information

Ambient temperature (Operation)	-20°C to + 65°C
Relative humidity	20% to 85%
Service life of battery	Continuous openings > 70K
Door thickness	35–95 mm
Standard	Main materials: stainless steel
Voltage supply	Alkaline-manganese battery 1.5 V AA (4 pieces)



Part	Din	Handle Type	Finish	Cat.No
Front and gear handles	DIN Left	J-HANDLE	Stainless steel matted	917.82.140
			Stainless steel polished	917.82.142
			Brass matted	917.82.144
			Brass polished	917.82.146
			Rose gold polished	917.82.148
			Champagne gold polished	917.82.150
	DIN right	J-HANDLE	Stainless steel matted	917.82.141
			Stainless steel polished	917.82.143
			Brass matted	917.82.145
			Brass polished/	917.82.147
			Rose gold polished/	917.82.149
			Champagne gold polished	917.82.151
	DIN Left	C-HANDLE	Stainless steel matted	917.82.120
			Stainless steel polished	917.82.122
			Brass matted	917.82.124
			Brass polished	917.82.126
			Rose gold polished	917.82.128
			Champagne gold polished	917.82.130
	DIN right	C-HANDLE	Stainless steel matted	917.82.121
			Stainless steel polished	917.82.123
			Brass matted	917.82.125
			Brass polished	917.82.127
			Rose gold polished/	917.82.129
			Champagne gold polished/	917.82.131
	DIN left	G-HANDLE	Stainless steel matted	917.82.100
			Stainless steel polished	917.82.102
			Brass matted	917.82.104
			Brass polished	917.82.106
			Rose gold polished	917.82.108
			Champagne gold polished	917.82.110
DIN right	G-HANDLE	Stainless steel matted	917.82.101	
		Stainless steel polished	917.82.103	
		Brass matted	917.82.105	
		Brass polished	917.82.107	
		Rose gold polished	917.82.109	
		Champagne gold polished	917.82.111	

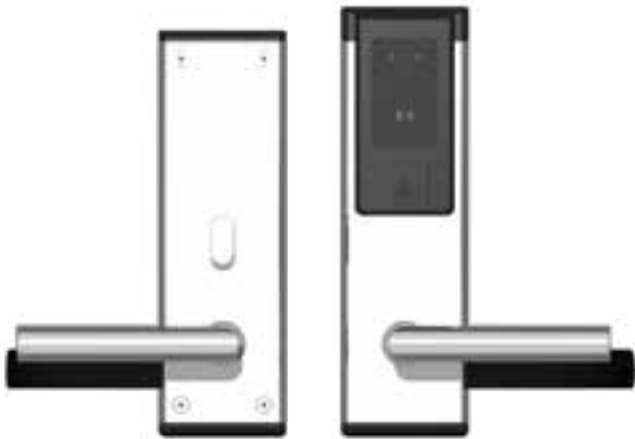
* Front and rear module mifare technology V2, for door thickness 35-80mm

Material: SS304

Mortise lock	Din	Description	Door thickness	Finish	Cat.No
Mortise for INWARDS opening doors	Din left	Motorized mortise lock din stainless steel 60/72/22/8, stainless steel striking plate, 170x35x2mm	35-80 mm	Stainless steel matted	917.82.170
	Din right	Motorized mortise lock din stainless steel 60/72/22/8, stainless steel striking plate, 170x37mm			917.82.171
Mortise for OUTWARDS opening doors	Din left	Motorized mortise lock din stainless steel 60/72/22/8, stainless steel striking plate, 170x35x2mm			917.82.172
	Din right	Motorized mortise lock din stainless steel 60/72/22/8, stainless steel striking plate, 170x35x2mm			917.82.173

Mounting Bag	Finish	Cat.No
Mounting bag m5x50, door thickness 32-41mm	Stainless steel matted	917.82.181
Mounting bag m5x60, door thickness 42-51mm		917.82.182
Mounting bag m5x70, door thickness 52-61mm		917.82.183
Mounting bag m5x80, door thickness 62-71mm		917.82.184
Mounting bag m5x90, door thickness 72-81mm		917.82.185

DIALOCK DT 15

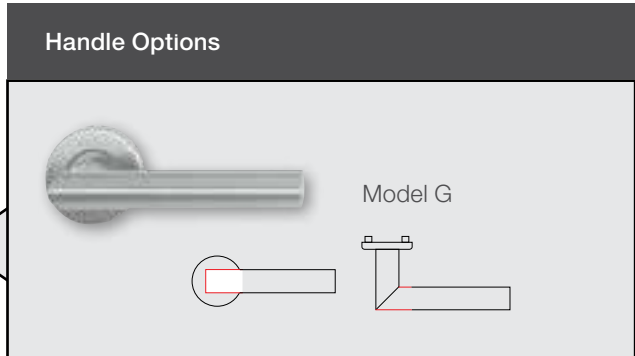
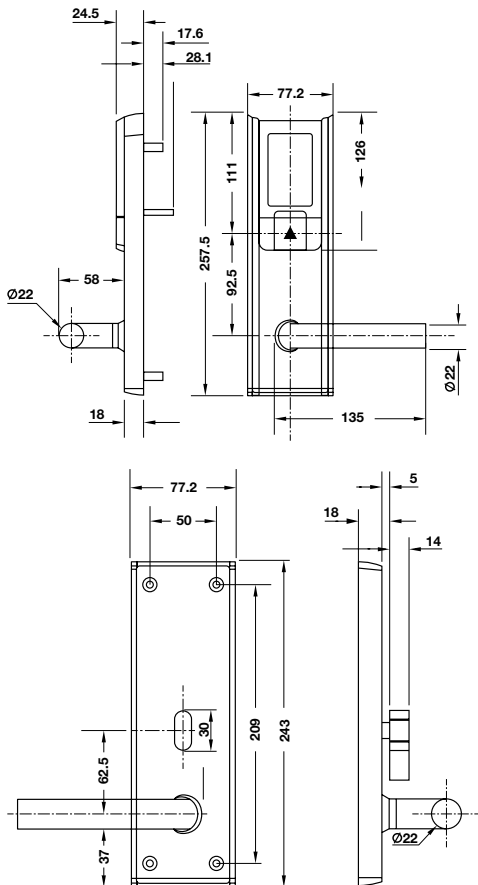


- > Modern Design
- > RFID Technology for greatest convenience
- > Universal Mifare card application
- > Competitive price

Dialock DT 15




Stainless steel matt




Technical Information

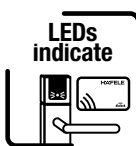
Ambient temperature (operation)	0°C ~ + 55°C
Relative humidity	0 ~ 95% (not condensed)
Service life of battery	Approx. 2 years or 35,000 locking and unlocking processes
Standard door thicknesses	35 ~ 80 mm
System and Software	Support software for single user, for network and for universal interface

Features

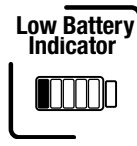
- 


Touch Free
Battery operated, touch-free activation with electronic key




Emergency Opening
Toggled key: Unlocking and locking with mechanical key
- 


LEDs indicate
Red/blue LEDs for indication of locking and unlocking



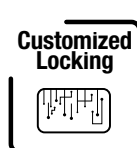
Low Battery Indicator
For service personnel keys: Indication when battery change is required
- 


Trail up to 2000 entries
Integrated clock for registering audit trail of all processes




NFC Interface
NFC interface in external module for programming and audit trail collection
- 

Key Free Open Inside
Opening the door from the inside without a key



Customized Locking
Working mode change or customized locking function by means of firmware cards
- 

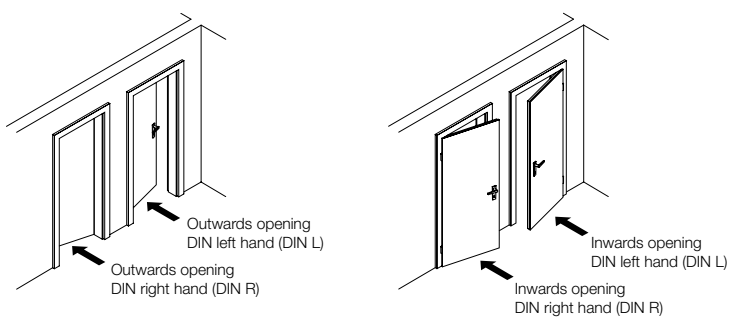
Automatic Locking
Standard key: Unlocking with valid electronic key and automatic locking after 5 seconds



Mechanical Opening
For an optional mechanical emergency opening a round cylinder must be used

Part	INWARDS/OUTWARDS opening doors	Din	Finish	Cat.No
Dialock DT 15 complete set for keyed alike (KA), G - handle	Mortise for OUTWARDS opening doors	DIN Left	Stainless steel matted	917.82.302
		DIN Right		917.82.303
	Mortise for INWARDS opening doors	DIN Left		917.82.300
		DIN Right		917.82.301
Dialock DT 15 complete set for keyed different (KD), G - handle	Mortise for OUTWARDS opening doors	DIN Left		917.82.307
		DIN Right		917.82.308
	Mortise for INWARDS opening doors	DIN Left		917.82.305
		DIN Right		917.82.306

KA : Keyed Alike normally refers to a group of locks that operate from the same key
 KD : Each lock is opened by its own unique key that does not open any other lock in the set.



OTHER SYSTEM COMPONENTS

EC200 CONTROLLER FOR ELEVATOR ACCESS CONTROL



Features and Specifications

- > Based on TCP/IP communication
- > 2 RS485 reader interface
- > 1 RS232 optional
- > 6 extension ports for relay board ECX200
- > Max. users: 25,000
- > Max. events records: 100,000
- > Support 16 groups, 8 time zones and weekdays
- > Support holiday time zones
- > Power supply: 12 VDC/VAC

Product	Description	Cat.No
EC200 controller for lift	Access control EC200 for max. 64 Floors TCP/IP communication port 16 output relays onboard support 4 RS485 readers and 2 wiegand readers (EC200-T16)	917.82.191
	Relay board RD8 for EC16	917.82.192

Packaging: 1 set

AC200 CONTROLLER FOR DOOR ACCESS CONTROL



Features and Specifications

- > Based on TCP/IP communication
- > 1 RS485 reader interface and max. 4 RS485 readers extendable
- > 2 wiegand reader interface (W26/34/66)
- > 1 RS232 optional
- > 8 TTL signl inputs
- > 4 relay outputs
- > Max. users: 25,000
- > Max. events records: 100,000
- > Support 16 groups, 8 time zones and weekdays
- > Support holiday time zones
- > Remote control
- > Power supply: 12 VDC/VAC

Product	Description	Cat.No
AC200 controller	Access control AC200 for max. 4-Doors TCP/IP communication port 4 output relays support 4 RS485 readers, 2 wiegand readers, 4 push button, 4 door contact (AC200-T4S)	917.82.190

Packaging: 1 set

WALL CARD READER



Features and Specifications

- > Mifare technology, 13.56 MHz
- > Built-in RFID R/W module and antenna
- > Reading range: 0-40mm
- > Induction speed: <=0.1s
- > Indicator light: 3 color LED (red-green-yellow)
- > RS485 interface
- > Power supply: 9-12VDC, 50mA
- > Working Temperature: 0°C ~ + 60°C
- > Storage Temperature: -40°C ~ +60°C
- > Dimension: 86 x 86 x 22 mm
- > Connection cable: 4xRVVP 2.5, L = 1.5m

Description	Art.No
RFID reader RD600-485 RFID Mifare	917.82.193
RFID reader RD100-485 RFID Mifare	917.82.194
RFID reader RD328-485 RFID Mifare	917.82.195
Packaging: 1 set	

ENCODING STATION



Features

- > The encoding station is a read/write device for the key cards. It has an USB interface to connect to PC.

Description	Art.No
Encoding station ES-500 Mifare Technology	917.80.503
Encoding Station Pyramid Mifare Technology	917.80.500
Packaging: 1 set	

MOBILE DATA UNIT (MDU)



Features

> The portable data device is used to transfer data between Door Lock Terminal and PC. It has Infrared and RF interfaces with a LCD display and key board

Product	Description	Unit	Art.No
Portable data device	Portable Data Station Mifare technology, LCD NFC interface and IR interface Door lock setting collection of audits trails	Pc	917.80.521

ENERGY - SAVING CONTROL



Description	Art.No
Energy Saving Control, Mifare, White, 220VAC, 50/60 Hz, 30A	917.56.917
Energy Saving Control, Mifare, Silver, 220VAC, 50/60 Hz, 30A	917.56.919

Packaging: 1 set

SOFTWARE



Features

- > Single PC Edition is for single key issuing point
- > Network Edition is for more than 1 key issuing point
- > Fidelio Interface Edition is specified for PMS Micros-Fidelio and the guest keys are issued from PMS in normal way.
- > Universal Interface Edition is for the PMS which can follow our interface protocol for Universal Interface Software to specify PMS to be connected from DT 300.

Description	Art.No
Hotel System for Single PC with an authorization card, English	917.80.600
Hotel System for Network with an authorization card, English	917.80.601
Hotel Fidelio Interface with an authorization card, English	917.80.602
Hotel Universal Interface with an authorization card, English	917.80.603

Packaging: 1 set



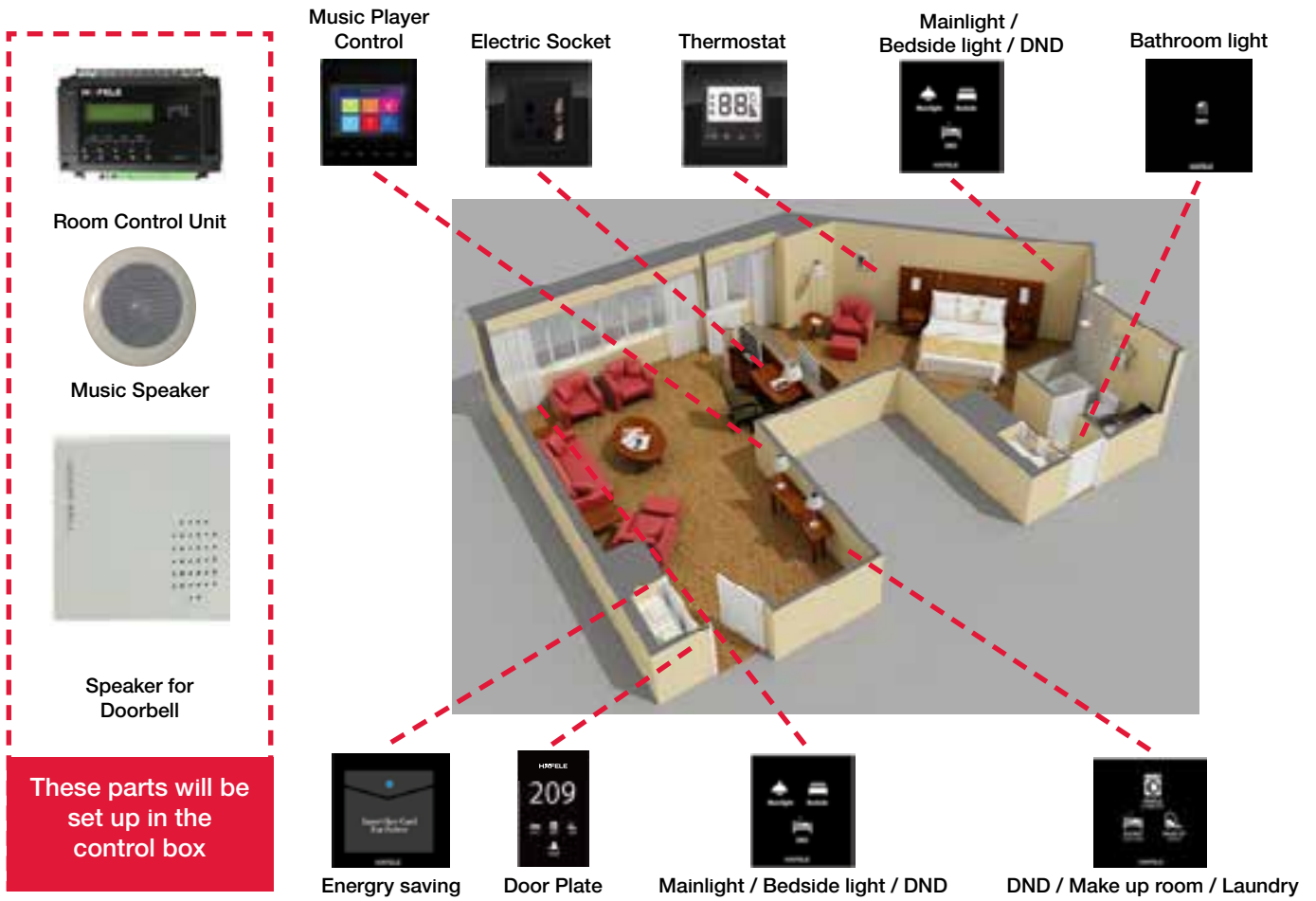
ONE ROOM. ONE FACE. HOTEL PROJECT ASSORTMENT.

SMART CONTROL SYSTEM.

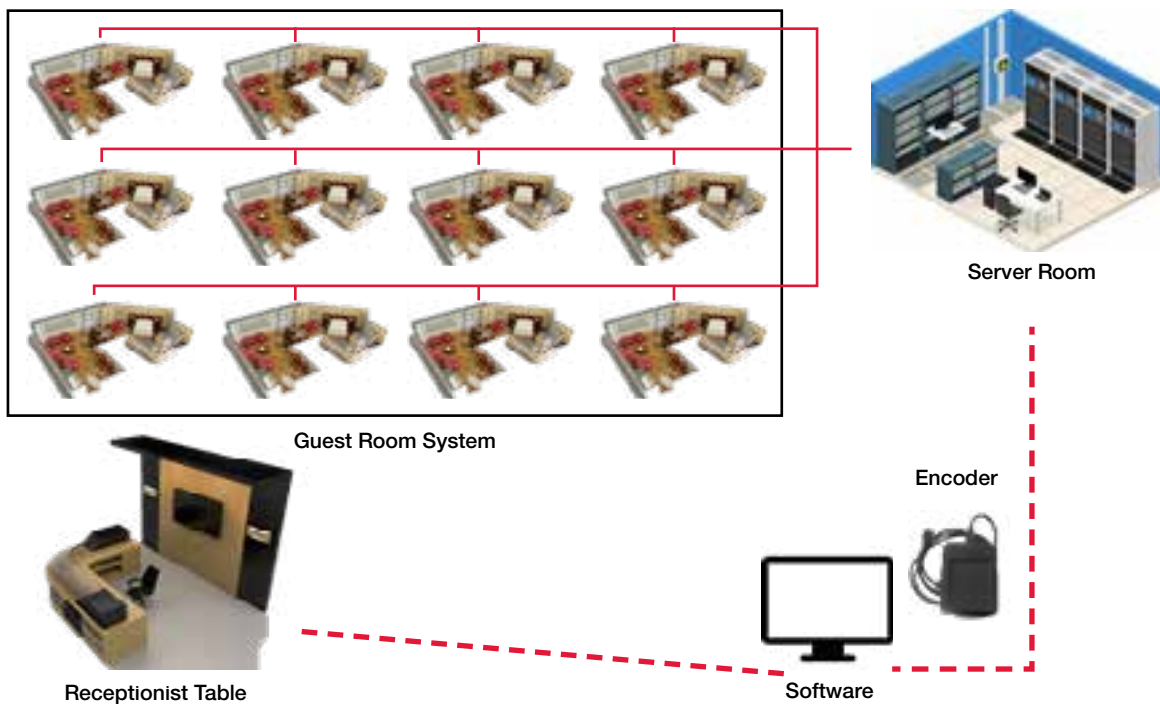
FROM HARDWARE TO ACCESS CONTROL. EVERYTHING FROM A SINGLE SOURCE.



IDEAL SMART HOTEL GUEST ROOM




IDEAL SMART HOTEL GUEST ROOM SYSTEM



SMART HOTEL SYSTEM COMPONENT



Door plate
Display room information (room number) and basic guest requirements



Touch panel
Turn on/ off lights



Thermostat
Adjust room temperature



Energy saving
Electronic energy saving switch, inserting card to activate power



Power socket
Phone, USB, Universal socket ports



Software
To control by receptionist computer

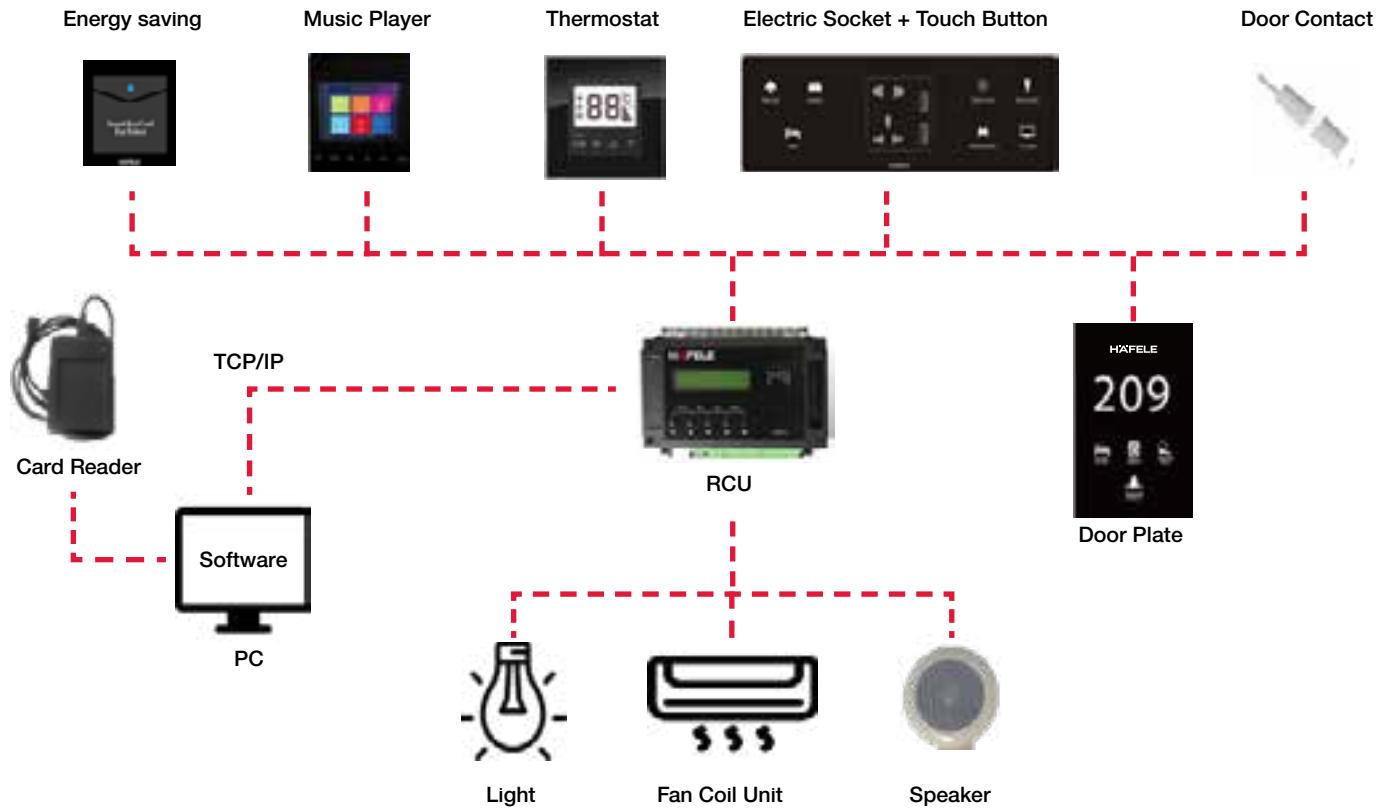


Room Control Unit (RCU)
From management software, RCU can control and monitor doorbell panel, curtain, light, AC, identity...



Music box, card reader, door bell

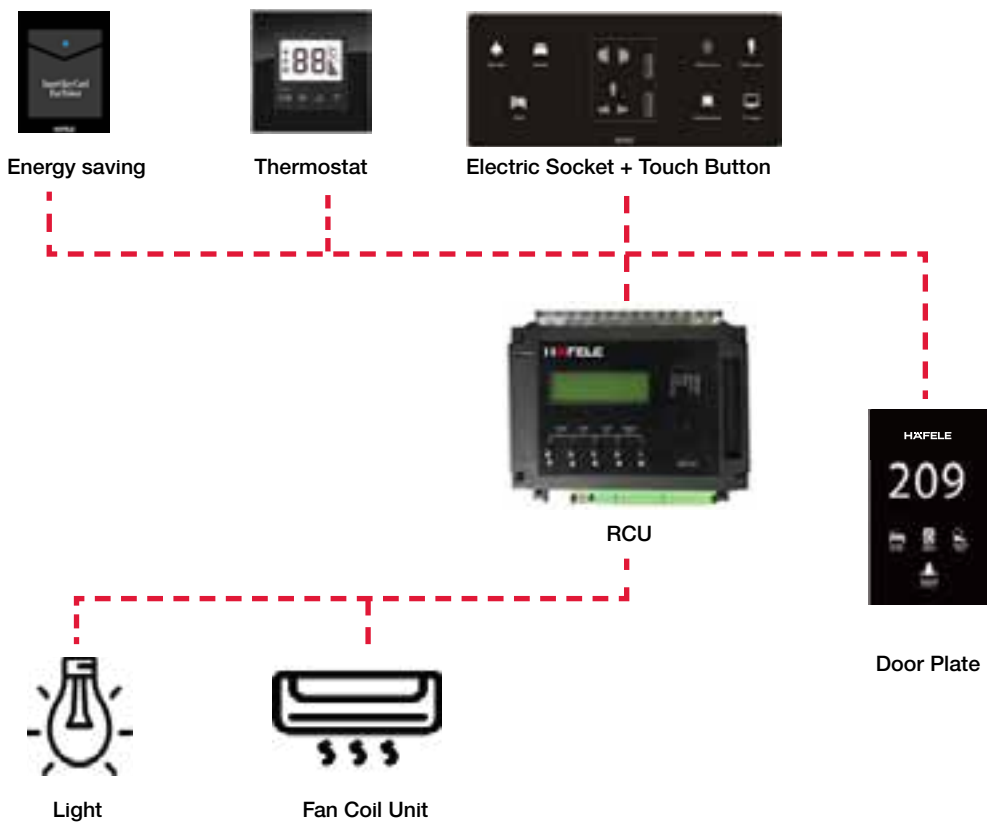
SYSTEM WITH ROOM CONTROL UNIT AND WITH SOFTWARE MANAGEMENT



Smart hotel system with Room Control Unit (RCU) and software management can control:

- > Display and control room temperature at receptionist screening
- > Turn on/ off lights
- > Real time access report as authorization and duration presence
- > Easy to access anywhere from web base platform

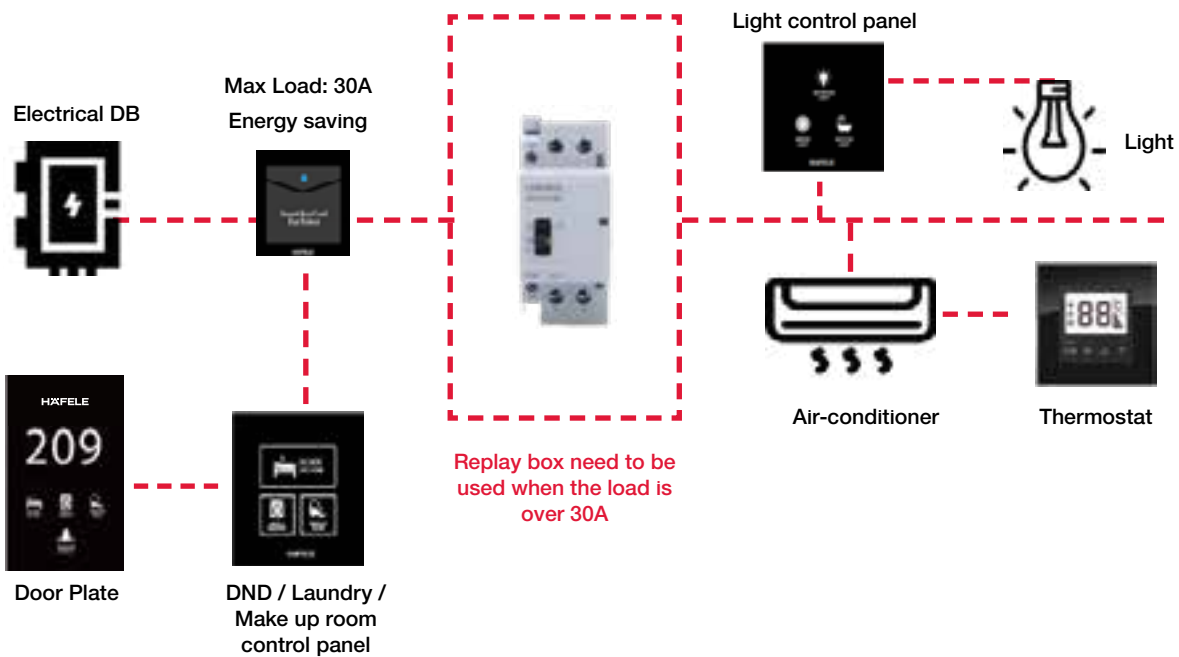
SYSTEM WITH ROOM CONTROL UNIT AND WITHOUT SOFTWARE MANAGEMENT



System with Room Control Unit (RCU) and no software management can control:

- > Display and control air condition system of the room
- > Turn on/ off lights follow scenario setting up
- > Touch control to modernize the room, increases the hotel level and brings premium experience to customers
- > Control and display light system in the room





SYSTEM WITHOUT ROOM CONTROL UNIT AND WITHOUT SOFTWARE MANAGEMENT



Hotel system with no Room Control Unit (RCU) and software management:

- > Control air condition, lighting system by touch panel
- > Touch control to modernize the room, increases the hotel level and brings premium experience to customers

DOOR PLATE AND DOOR BELL SPECIFICATIONS

Product	Description	Functionality
 <p>917.82.423</p>	<p>Standalone door plate (no software)</p>	<ul style="list-style-type: none"> > Display room information (room number and basic guest requirements like: DND, laundry, make up room) > Working power: 12V > Working temperature: -5°C ~ 45°C > Working relative humidity: up to 90% > Storage temperature: -25°C – 65°C > Connection: dry contact > Dimension: 140 x 240 mm > Net weight: 540g > Material: tempered glass > Installation: installed in 86mm wall box
 <p>917.82.404</p>	<p>Door plate (with software)</p>	<ul style="list-style-type: none"> > Display room information (room number_ and basic guest requirements like: DND, laundry, make up room) > Working power: 12V > Working temperature: -5°C ~ 45°C > Working relative humidity: up to 90% > Storage temperature: -25°C – 65°C > Connection: dry contact > Dimension: 140 x 240 mm > Net weight: 540g > Material: tempered glass > Installation: installed in 86mm wall box
 <p>917.82.424</p>	<p>Door bell for standalone system</p>	<ul style="list-style-type: none"> > Color: white > Material: fireproof ABS > Weight: 0.05 kg > Voltage: 220V > Humidity: 0-95% > Working frequency: 315MHz/433 MHz > Installation: wired
 <p>917.82.426</p>	<p>Door bell for software system</p>	<ul style="list-style-type: none"> > Color: white > Material: fireproof ABS > Weight: 0.05 kg > Voltage: 12DC > Humidity: 0-95% > Installation: wired

TOUCH PANEL SPECIFICATIONS

TOUCH PANEL - Standalone System



Touch Panel SA100 - Art.No.: 917.82.400




Touch Panel SA200 - Art.No.: 917.82.401



Touch Panel SA300 - Art.No.: 917.82.402



Touch Panel SA400 - Art.No.: 917.82.403



Touch Panel SA500 - Art.No.: 917.82.404



Touch Panel SA600 - Art.No.: 917.82.405

TOUCH PANEL - Software System



Touch Panel SW100 - Art.No.: 917.82.427



Touch Panel SW200 - Art.No.: 917.82.428



Touch Panel SW300 - Art.No.: 917.82.429



Touch Panel SW400 - Art.No.: 917.82.430



Touch Panel SW500 - Art.No.: 917.82.431






Touch Panel SW600 - Art.No.: 917.82.432

Specification:

- > Turn on/off/ dim light
- > Activate door plate signal (DND/ Laundry/ Make up)
- > Activate scene (romantic/ sleep/ reading...)
- > Control curtain
- > Working power: 12V DC
- > Working temperature: -10°C – 60°C
- > Working humidity: up to 90%
- > Material: glass
- > Color: black, white
- > Wiring method: dry contact, RS485
- > Frame material: aluminum
- > Dimension: 86 x 86 x 30 mm

THERMOSTAT AND ENERGY SAVING SPECIFICATIONS

Product	Description	Functionality
 <p>917.82.406</p>	<p>Thermostat for standalone system</p>	<ul style="list-style-type: none"> > Adjust room temperature using as standalone device > Material: plastic > Color: black, white > Frame material: aluminum > Dimension: 86 x 86 x 30 mm
 <p>917.82.435</p>	<p>Thermostat for software system</p>	<ul style="list-style-type: none"> > Adjust room temperature using in software system > Material: plastic > Color: black,white > Frame material: aluminum > Dimension: 86 x 86 x 30 mm
 <p>917.82.407</p>	<p>Energy saving for stand-alone system without RCU</p>	<ul style="list-style-type: none"> > Electronic energy saving switch, delay time could be adjustable, insert card to activate > Voltage: 220 V AC, 50/60 Hz, 30A > Card frequency: Mifare classic 13.56 MHz > Dimension: 86 x 86 mm > Material: plastic > Color: black, white > Wiring method: Modbus and dry contact

Product	Description	Functionality
 <p data-bbox="284 1021 397 1048">917.82.408</p>	<p data-bbox="572 797 820 875">Energy saving for stand-alone system with RCU no software</p>	<ul style="list-style-type: none"> <li data-bbox="847 723 1458 779">> Electronic energy saving switch, delay time could be adjustable, insert cart to activate <li data-bbox="847 781 1031 808">> Voltage: 12 V DC <li data-bbox="847 810 1259 837">> Card frequency: Mifare classic 13.56 MHz <li data-bbox="847 840 1091 866">> Dimension: 86 x 86 mm <li data-bbox="847 869 1015 896">> Material: plastic <li data-bbox="847 898 1043 925">> Color: black, white <li data-bbox="847 927 1246 954">> Wiring method: Modbus and dry contact
 <p data-bbox="284 1469 397 1496">917.82.436</p>	<p data-bbox="572 1263 810 1319">Energy saving software with identity</p>	<ul style="list-style-type: none"> <li data-bbox="847 1173 1458 1229">> Electronic energy saving switch, delay time could be adjustable, insert cart to activate <li data-bbox="847 1232 1031 1258">> Voltage: 12 V DC <li data-bbox="847 1261 1259 1288">> Card frequency: Mifare classic 13.56 MHz <li data-bbox="847 1290 1091 1317">> Dimension: 86 x 86 mm <li data-bbox="847 1319 1015 1346">> Material: plastic <li data-bbox="847 1348 1043 1375">> Color: black, white <li data-bbox="847 1377 1246 1404">> Wiring method: Modbus and dry contact
 <p data-bbox="284 1921 397 1948">917.82.437</p>	<p data-bbox="572 1715 810 1771">Energy saving software without identity</p>	<ul style="list-style-type: none"> <li data-bbox="847 1628 1458 1684">> Electronic energy saving switch, delay time could be adjustable, insert cart to activate <li data-bbox="847 1686 1031 1713">> Voltage: 12 V DC <li data-bbox="847 1715 1259 1742">> Card frequency: Mifare classic 13.56 MHz <li data-bbox="847 1744 1091 1771">> Dimension: 86 x 86 mm <li data-bbox="847 1774 1015 1800">> Material: plastic <li data-bbox="847 1803 1043 1830">> Color: black, white <li data-bbox="847 1832 1246 1859">> Wiring method: Modbus and dry contact

SOCKETS



USB 5V+UNIVERSAL SOCKET 3 PORTS
Art.No.: 917.82.409



UNIVERSAL SOCKET
Art.No.: 917.82.410



UNIVERSAL SOCKET 10A 250V
Art.No.: 917.82.411



TELEPHONE SOCKET
Art.No.: 917.82.412



ETHERNET SOCKET
Art.No.: 917.82.413



TELEPHONE SOCKET AND ETHERNET SOCKET
Art.No.: 917.82.414



HDMI AND USB PORT
Art.No.: 917.82.415



SOS FOR SMART HOTEL SYSTEM
Art.No.: 917.82.416



TV SOCKET OF SMART HOTEL SYSTEM
Art.No.: 917.82.417



NO-POLAR DIM OF SMART HOTEL SYSTEM
Art.No.: 917.82.418



NO-POLAR VOLUME SMART HOTEL SYSTEM
Art.No.: 917.82.419



NIGHT LIGHT SWITCH SMART HOTEL
Art.No.: 917.82.420

INTEGRATED PANELS



INTEGRATED PANEL (TOUCH BUTTON + TOUCH BUTTON) FOR STANDALONE SMART HOTEL SYSTEM
Art.No.: 917.82.421



INTEGRATED PANEL (TOUCH BUTTON + TOUCH BUTTON) FOR STANDALONE SMART HOTEL SYSTEM
Art.No.: 917.82.422



INTEGRATED PANEL (TOUCH BUTTON + TOUCH BUTTON) FOR SOFTWARE SMART HOTEL SYSTEM
Art.No.: 917.82.433



INTEGRATED PANEL (TOUCH BUTTON & SOCKET) FOR SOFTWARE SMART HOTEL SYSTEM
Art.No.: 917.82.434

ROOM CONTROL UNIT SPECIFICATIONS

- > Häfele RCU-A6 hotel guestroom control unit is the brain of the whole system. It can be extended by circuit I/O module and dimming LED module.
- > From hotel management software, it can control and monitor doorbell panel, curtain, light, air conditioner, room status as well as the identity (guest, cleaner, manager...)

Product	Description	Functionality
 <p>917.82.443</p>	<p>A6 RCU SMART hotel system</p>	<ul style="list-style-type: none"> > Working power: 12V DC > Static power consumption: 70 mA/ 12V > Dynamic power consumption: 450mA/12V > RJ45 connection: UDP/ IP network interface > Signal interface: RJ45, RS485 > Replay output: 10A/30A > Working temperature: -5°C – 45°C > Working humidity: up to 90% > Net weight: 450g > Housing material: ABS > Installation: 35mm Din rail installation > Cover box: terminal block cover > Programing display: LED screen for reset, test, error and mode > Dimension: 154x120x59 mm > Output port: 9 channels 10A for on/ off circuits, 1 channel 30A socket circuit, 16 channels dry contact digital output > Input port: 16 channels dry contact digital input, 3 channels RS-485 interface > Support: max 50 on/ off circuits, max 48 dimming output, max 106 dry contact digital inputs, 112 digital outputs, max 5 I/O expansion module via RS485 port
 <p>917.82.444</p>	<p>A6EX-IO expansion module</p>	<ul style="list-style-type: none"> > Working as additional option of input/ output port for RCU-A6 > Working power: 12V DC > Programing display: test button, a toggle switch to distinguish expansion module > Dimension: 154x120x59 mm > Net weight: 450g > Support: max 10 channels 10A on/ off circuits, max 24 channels dry contact digital input, max 24 channel dry contact digital output, a toggle switch to distinguish expansion module, replace fuse and current should not exceed 10A
 <p>917.82.445</p>	<p>A6EX LED Dim and color change</p>	<ul style="list-style-type: none"> > Working as additional option of LED controller for RCU-A6 > Working power: 12V DC > Programing display: test button, a toggle switch to distinguish expansion module > Dimension: 154x120x59 mm > Net weight: 450g > Support: max 24 channels dimming, max 18 channels dry contact digital input, max 18 channel dry contact digital output, a toggle switch to distinguish expansion module, replace fuse and current should not exceed 10A

SOFTWARE SPECIFICATIONS



Software
Art.No.: 917.82.446

Web based platform

- Easy to access anywhere

Friendly UI

- Clear room status display

Easy to use

- Flexible extension
- Support to integrate with PMS

Report control

- Control room unit, temperature by receptionist computer

Reports

- Real time access reports as authorization and duration presence

ACCESSORIES SPECIFICATIONS

Product	Description	Functionality
 <p>917.82.438</p>	<p>Power supply 12V/ 4.5A</p>	<ul style="list-style-type: none"> > Material: plastic > Color: white > Installation: DIN rail
 <p>917.82.439</p>	<p>Card encoder</p>	<ul style="list-style-type: none"> > Function: encode data card > Material: plastic > Color: black > Connection port: USB
 <p>917.82.440</p>	<p>Music player control panel</p>	<ul style="list-style-type: none"> > Material: plastic > Color: black > Dimension: 86x86 mm
 <p>917.82.441</p>	<p>Music speaker</p>	<ul style="list-style-type: none"> > Material: plastic > Color: white
 <p>917.82.442</p>	<p>Smart door sensor</p>	<ul style="list-style-type: none"> > Magnetic door contact sensor NC > Material: Plastic > Color: white

SLIDING.

ARCHITECTURAL.

Access to a room can be designed in many different ways with Häfele. Sliding doors maximise the amount of space that is available. Depending on the required function, and materials, Häfele can provide the correct sliding door fittings for all applications.



Slido Classic 40-P to 120-P Sliding door fitting



Slido Classic 120-I







Slido Classic 120-L



Hawa Telescopic 80Z

HANDLES.

ALWAYS THE RIGHT HANDLE. FUNCTIONAL AND VISUAL.

Whether extravagant or reserved, modern or traditional – sometimes the smallest details can have the biggest impact. Häfele's range of handles and decorative hardware allow you to have countless ways of achieving the perfect function without losing the design effect.

Our large assortment of furniture handles are available in many high-quality finishes that will ensure a uniform design approach across your entire project while at the same time allowing for individual styling with some personal flair.



Pull handle for sliding doors



Flush pull handle for glass doors



Furniture handle





STORAGE.

GREAT FUNCTIONALITY IN COMPACT SIZE.

In accordance with the design concept the handles, the wardrobe hooks and the lights are all harmoniously coordinated and full of character.

Here the Häfele project assortment provides both options and hidden details, such as coat hangers and integrated ironing boards along with different connecting fittings for opening doors.



Mini Bar

- > Area of application: Free standing or built-in
- > Gross capacity: 30/40 litres



Mini Bar

- > Gross capacity: 42 L
- > Glass door



Espresso Machine



Kettle



Hotel Safe

- > Basic security with 1.5mm steel wall & 4mm steel door



Hotel Safe


- > Strong security with 2mm steel wall & 6mm steel door



LED LIGHTS

HOMEY ATMOSPHERE.

ROOM-FILLING ATMOSPHERES. AT THE "PUSH OF A BUTTON".



SOUND SYSTEM

Light and sound are important design factors when it comes to generating the atmosphere of a room. Different “moods” can be created in the room by using ambient, accent and functional lighting along with various light colours and brightness levels. All of these lighting solutions can be activated by the push of a

button placed at the entrance, next to the bed or wherever it is required. Guests also will have the possibility to stream music from their phone to the integrated speakers so they can fall asleep or be woken up to their favourite tracks.

LIGHT, SOUND & POWER.

COSY ATMOSPHERE. WITH INTELLIGENT DETAILS.

When you use the Häfele Loox lighting system you are not just shaping the atmosphere of the room, you are also creating a special experience for your guests by using intelligent functions. The use of reading lights, which won't disturb the person lying next to you, also allows you to charge your phone

or tablet with the integrated USB socket. A sensor-controlled plinth light next to the bed will help you find your way during the night by switching on automatically when movements are detected.

Recess mounted light



Vertical PowerDock PDV2



LED strip light






LIVING/SLEEPING.

COSY ATMOSPHERE. WITH INTELLIGENT DETAILS.

The Häfele Loox LED system gives you the opportunity to develop and plan flexible light ideas easily. This flexibility is a result of a wide selection of different components ranging from light fixtures to switches. The easy plug-and-play system with its

clearly marked colour coding connects all elements via a compact driver, even large system with multiple or different drivers. All components are of certified quality and provide long-term reliability to give you peace of mind during operation.



Flexible LED reading light



LED plinth light




BATHROOM.

BATHROOM DOOR.

The Häfele Project Assortment offers an extremely comprehensive selection for any bathroom in your project. It doesn't matter whether it's a hinged or sliding door, timber or glass; this part of the bathroom must radiate a distinct impression. The doors can be operated by a lever, handle or flush pull for maximum convenience and easiness. In addition, the Häfele Project Assortment ensures you have the products required to ensure there is access for all people of all abilities.



Flush pull



Pull handle



Cavity sliding lock



BATHROOM.

SANITARY & WARES

The Häfele Project Assortment offers an extremely comprehensive selection for any bathroom in your project. From hardware for glass doors to showers, bathtubs and accessories, everthing ensures maximum convenience, comfort and easiness for your guests and you as well.



Basin Mixer



Shower Set



Wash Basin



Bath Mixer



Toilet



Bathtub



BATHROOM.

BATHROOM MIRROR.



Bluetooth® connection –
play music from your mobile
on the integrated sound system.

Heated surface –
effectively prevents the mirror
from fogging up.

Indirect light –
ambient light, can be switched
on separately from the make-up lighting.

LED lighting –
controllable from warm white to cool white,
from relaxing to invigorating.
With memory function.



Available in different
standard sizes.



BATHROOM.

BATHROOM ACCESSORIES.

Since a bathroom is often clinically functional, it soon becomes noticeable if the multitude of details from different manufacturers has failed to combine into a harmonious whole. This is why the Häfele project assortment provides an extremely omprehensive selection, so the room does not only radiate harmony from the toothbrush holder to the shower door and the cosmetic tissue dispenser, but also makes a distinct impression.



Towel hook



Toothbrush holder



Towel ring



Towel shelf





Ä

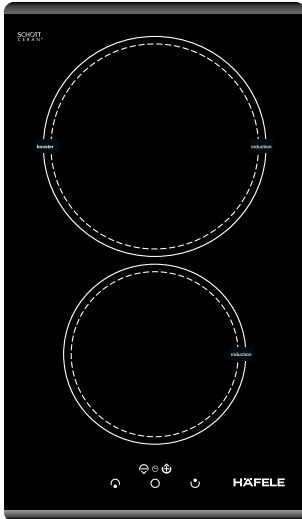
Ä

Ä

KITCHEN.

APPLIANCE, SINKS AND TAPS

Häfele's broad range of appliances, sinks and taps are well suited to all kitchen configurations. Our comprehensive range of appliances gives you more life per square meter where it's needed most.



Induction hob



Telescopic hood



Sink Dishwasher



WORKING.

MATTERS CONCERNING THE DESK. HÄFELE HAS EVERYTHING.

It is also useful in the “working” area if various individual components do not only come from a single source, but also fit in with the style of the room. Häfele provides coordinated solutions from screen brackets to power management with USB connections to drawer knobs on an international basis.



Free standing waste bin



Tray set



TV bracket

ONE ROOM. ONE FACE. HOTEL PROJECT ASSORTMENT.

COMMON AREAS.

MOVABLE WALLS.





PALACE

A FLEXIBLE SOLUTION FOR EVERY SPACE

Our products help to expand the imagination of designers. This applies especially to the development of flexible space-saving solutions for hotels, congress and convention centers, schools, restaurants, shopping centers and commercial buildings. Our greatest strength is our ability to deliver custom work. The Palace series, especially, is proof of this: a durable movable wall that is extremely easy to operate. In addition to our standard models Palace 80, 90 and 110 we offer many other possibilities, all of them functional and fire-resistant, if required. The design can be tailored seamlessly to your project.

For instance, if you wish to divide a room without any loss of sound insulation and transparency, our latest model Transpalace may offer the best solution.

Every square metre of your area to be divided can be used as efficiently as possible. We offer durable and quickly realisable solutions for every work or meeting place. Of course, we also offer optimal support; not only during the design and construction process, but afterwards as well.





In no time at all, Palace will enable you to divide a large space into smaller units. Thanks to our extensive experience with bearing technology and the rolling properties of a variety of different materials, we can find a high-quality, durable rail and trolley construction for every application that will also ensure an optimal ease of operation. (Floor guidance mechanisms will not be an obstruction to your floor.) Stability as well as perfect sound insulation: two typifying characteristics of Palace walls. The spindle mechanism and the so-called acoustic pressure sleeves secure the different panels firmly between the floor and the track. In addition, the parking possibilities are virtually unlimited.



Plaza Athena Hotel, Bangkok, Thailand





PALACE 110



- > Sound insulation of 37 to 57 dB Rw
- > Durable and stable metal construction
- > Possible heights of more than 15 metres
- > Optimal flexibility, curved walls and tracks possible
- > Available in a fire-resistant model of up to 30 and 60 minutes
- > Available in a broad range of finishes
- > High-quality track and trolley system
- > Semi-automatically operated top & bottom seals possible



PALACE 80

- > Sound insulation from 36 to 44 dB Rw
- > Maximum height 3.05 metres
- > Stable and self-supporting frame construction
- > Enormous flexibility thanks to a broad range of panel

Models

- > Standard version with covering profiles
- > Very easy to operate due to light construction
- > High-quality track and trolley system

For many types of users, the Palace 80 may very well

be the ultimate solution for creating more space and flexibility.

This movable wall with a panel thickness of only 80 mm will guarantee an optimal ease of operation with only the slightest loss of space. The favourable cost aspect also makes it an excellent alternative. Furthermore, the Palace 80 proves that a slim construction does not affect the stability and sound insulation.

The trolleys of this wall are suspended on metal bearers running horizontally through the panel. The result is a self supporting structure.





PRESIDENT

An enormous degree of user-friendliness and an extensive range of options as to design and finish are among the President's greatest advantages. In addition to design, we also pay a great deal of attention to user-friendliness.

- > Completely transparent partition
- > Height up to 3.5 metres
- > Curved segmented models available
- > Virtually unlimited choice of options in pattern and design
- > High-quality track and trolley system
- > Extremely durable clamping construction without necessity of drilling the glass
- > Profiles and track available in several colours





CLEAR OPTIONS FOR EVERY SPACE

Movable glass walls offer a variety of applications: in shops, hotels, cafes and restaurants and government, banking and insurance buildings, for instance. The President series makes it easy for you to create privacy, while its transparency and open look and feel will allow the space itself to remain intact. Thanks to its slim construction, this functional and stable wall will take up only a remarkably small amount of space in a parked position.

From shopping-arcade to reception area: the President is stylish and will let in plenty of light. For additional privacy, the glass can be etched, sandblasted or decorated with foil. Your

company logo, texts and entire designs can also be added. Because we develop and produce the President series completely under its own management, there's practically no limit when it comes to turning creative ideas into practical solutions. A selection can be made, for instance, between straight and curved, as well as segmented panels. Let your imagination run free and discover, with the help of our consultants, which movable glass wall will be shown to its best advantage in your project!



ADVANTAGES OF A WELL ENGINEERED DESIGN

Perfection to even the tiniest details: that's one of our typifying characteristics. From raw materials and a perfectly monitored production process to finished products of the finest quality. Our standard options include an extensive choice of glass types and finishes. Regardless of whether your interior is dominated by light or dark colours: the aluminium parts of our President series are available in nearly every colour imaginable. An important detail: the glass panels of the President series have been developed so that vertical aluminium profiles

will not be necessary. So no matter where your wall is to be installed, you can always choose an unbroken design without the obstruction of unnecessary frames. Clarity and transparency are among our highest priorities.





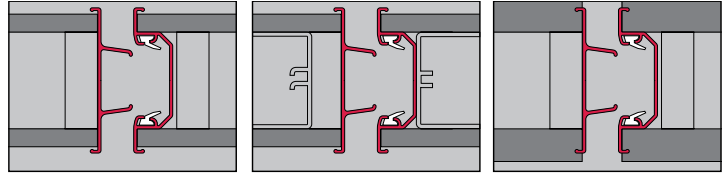
TECHNICAL INFORMATION

<p>track 1 baan 3412</p> <p>track 1 & trolley CG1 Cross Guidance (CG) only</p>	<p>track 2 baan 2637</p> <p>track 2 & trolley CG2 Cross Guidance (CG) or One point Guidance (OG)</p>
<p>track 2c baan 3478</p> <p>track 2c (or 2) & trolley CG2 - "silent" Cross Guidance (CG) only</p>	<p>track 2rc (3218)</p> <p>track 2rc & trolley CG2 Cross Guidance (CG)</p>
<p>track 3 baan 3310</p> <p>track 3 & trolley CG3 Cross Guidance (CG)</p>	<p>track 3,5 baan 2188</p> <p>track 3,5 & trolley CG3,5 Cross Guidance (CG)</p>
<p>track 9 baan 3213</p> <p>track 9 & trolley FG4 Forced Guidance (FG)</p>	<p>track 5 baan 3493</p> <p>track 5 & trolley CG5 Cross Guidance (CG) or One point Guidance (OG)</p>

TECHNICAL INFORMATION



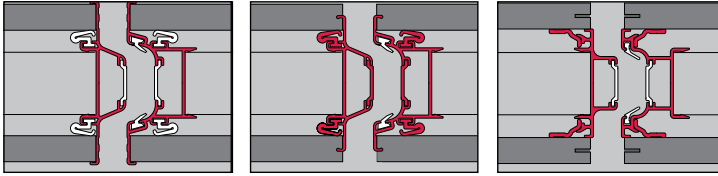
Cross sections of panel joints



Type	80	Transpalace	90
Panel thickness	80 mm	80 mm	90 mm
Panel height	1500-3050 mm	1500-3050 mm	1500-4000 mm
Panel width	600-1240 mm	600-1240 mm	600-1240 mm
Frame construction	aluminium / wood	aluminium	aluminium / wood
Board material	10 mm, carried by the construction	10 mm safety-glass carried by the construction	18 mm, carried by the construction
Fire safety	optional fire-retardant class B1/M1	optional fire-retardant glass	optional fire-retardant class B1/M1
Vertical profiles	aluminium, anodized, with sealing profiles	aluminium, anodized, with sealing profiles	aluminium, anodized, with sealing profiles invisible when wall is closed
Pressure sleeves	aluminium, black with double sealing profiles	aluminium, black with double sealing profiles	aluminium, black with double sealing profiles
Operation of pressure sleeves	manual	manual	manual
Doors	single door in panel or fixed single door	single door in panel or fixed single door*	single door in panel or fixed single door
Sound insulation	36, 40, 42 and 44 dB Rw	44 - 49 dB Rw	37, 40, 42 and 45 dB Rw
Weight (depending on sound insulation value)	approx. 20 - 37 kg/m ²	approx. 65 kg/m ²	approx. 31, 33, 43 and 58 kg/m ²

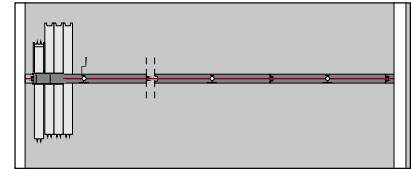
The dB-values have been measured according to ISO 140, Rw value established according ISO 717. Test reports available on demand.

* Door elements not in glass, will be solid

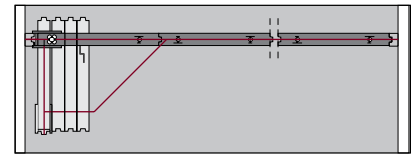


110 S		110 SI		110 S F30	
110	mm	110	mm	110	mm
1500-15000	mm	1500-15000	mm	1500-15000	mm
600-1240	mm	600-1240	mm	600-1240	mm
steel / aluminium		steel / aluminium		steel / aluminium	
14-18 mm, carried by the construction		14-18 mm, carried by the construction		14-18 mm, fire-retardant class B1/M1, carried by the construction	
optional fire-retardant class B1/M1		optional fire-retardant class B1/M1		30 minutes fire-resistant	
aluminium, anodized with magnetic strips and sealing profiles		aluminium, anodized with magnetic strips and sealing profiles, invisible when wall is closed		aluminium, anodized with magnetic strips, sealing profiles and fire protecting strips invisible when wall is closed	
aluminium, black with double sealing profiles		aluminium, black with double sealing profiles		aluminium, black with double sealing profiles and fire resistant strips	
manual or electrical		manual or electrical		manual	
single or double door in panel or fixed single door		single or double door in panel or fixed single door		single or double door in panel or fixed single door	
37, 43, 45, 47, 50, 53 and 56 dB Rw		37, 43, 45, 47, 50, 53 and 56 dB Rw		37, 43, 45, 47, 50, 53 and 56 dB Rw	
approx. 31-50 kg/m ²		approx. 31-50 kg/m ²		approx. 33-52 kg/m ²	

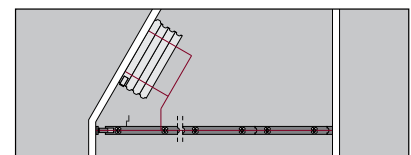
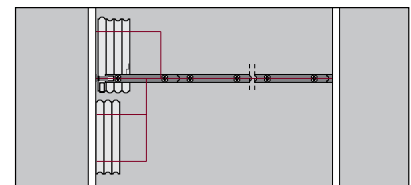
Parking examples



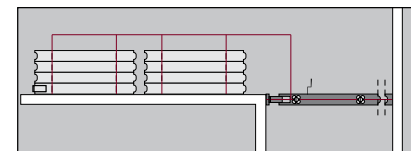
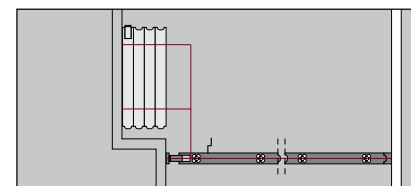
One point suspension OG



Two point suspension, forced guidance, FG



Two point suspension, cross guidance, CG (4 x)



Other product versions and sizes on request.

We will be pleased to supply you with detailed (technical) information.

TECHNICAL INFORMATION

FIRE RESISTANCE

We continually improve their products and invests heavily in product development.

The R&D department is always aspiring to the needs and desires of our customers and developing new solutions.

Also we pay close attention to the European directives concerning fire safety of building products. Fire resistance of movable walls depends on the behaviour of the wall construction when subjected to fire.

Specifically spread of flame and thermal insulation are important criteria. Various tests (in accordance with EN 1364) with renowned Institutes have proved that we are able to produce a movable wall, with integrated pass door, with a 30 minutes fire resistance. A reputation is established!

So when fire resistance is a must, you have the choice of the Palace supplied in EI30 or even EI60 classification.



SOUND INSULATION



The sound insulation of a movable wall is defined by International Standard Laboratory measurements in accordance with ISO 140-3.

In building practice however, there will never be an ideal laboratory situation. The sound insulation between two rooms will always be affected by the surrounding construction. Generally the sound insulation will deviate approximately 5 to 10 dB from the laboratory measurement. Sound waves will pass through and under flooring (carpet), through walls and windows, above suspended ceilings and through ventilation ducts. These aspects must all be taken into account when selecting the appropriate wall system and the required demands of the rest of the building. Adding integrated pass door(s) also affects the sound insulation. This, in combination with proper operation and maintenance of the wall, will define whether the desired sound insulation is achieved or not.

We will help you with pleasure! Through our long experience we can advise you at the design stage in order to improve the acoustics of your room.

PROJECT REFERENCES



**CHU LAI - TRUONG HAI
COMPLEX, QUANG NAM**

Height: 8.5m
 Square meter: 455.6m²
 Surface material: Fabric
 Palace: 110S, 50dB



VINPEARL, HA TINH

Height: 8.5m
 Square meter: 373m²
 Surface material: Fabric
 Palace: 110S, 53dB



**SOFITEL SAIGON HOTEL,
HO CHI MINH CITY**

Height: 6.0m
 Square meter: 90.4m²
 Surface material: Wallpaper, Wood
 Palace: 110S, 53dB

**HILTON HOTEL,
DANANG**

Height: 4.2m, 3m
 Square meter: 145.8m²
 Surface material: Laminate
 Palace: 110S, 50dB



PROJECT REFERENCES



MELIÀ AT THE HAMPTONS, HO TRAM

Height: 4.5 m
Square meter: 99.1 m²
Surface material: Fabric, Wood
Palace: 110S, 53dB





VINPEARL CONDOTEL, NHA TRANG

Height: 4.2m
Square meter: 79.6m²
Surface material: Wood, Laminate
Palace: 110S, 56dB



MAGNOLIA HOTEL, DA NANG

Height: 4.0m
Square meter: 117m²
Surface material: Fabric
Palace: 110S, 50dB



SHERATON HOTEL, HO CHI MINH CITY

Height: 2.65m
Square meter: 17.4m²
Surface material: Laminate
Palace: 110S, 57dB



COMMON AREAS.

AUTOMATIC DOORS.

HÄFELE offer a comprehensive range of automatic swing and sliding door mechanisms exclusively from Häfele. We have options available for linear sliding door operators, swinging doors, access for all applications as well as be the solutions to many more access problems.



Automatic Sliding Door SL300





COMMON AREAS.

LOCKER ROOMS.

Häfele's locking solutions are perfect for any space where items need to be kept safe such as gym locker rooms, spas and staff rooms. With Häfele locking solutions we ensure everything is easy; our systems are easy to use by the customers, easy to install and, of course, easy on the eye.

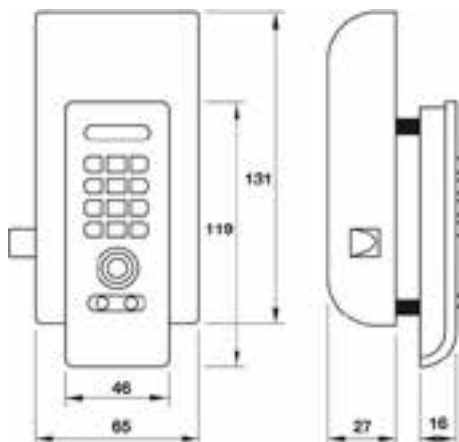
Häfele can help you find a lock for a one-off application or determine a locking plan for your entire project using only the best products to the highest technical standard.

All of our products use high quality components assure reliable operation and an all-round service to give you peace of mind that your customers' belongings are safe.



Digital Locker Lock

Without accessory	225.12.650
With accessory	225.12.658
With wristband	225.12.659



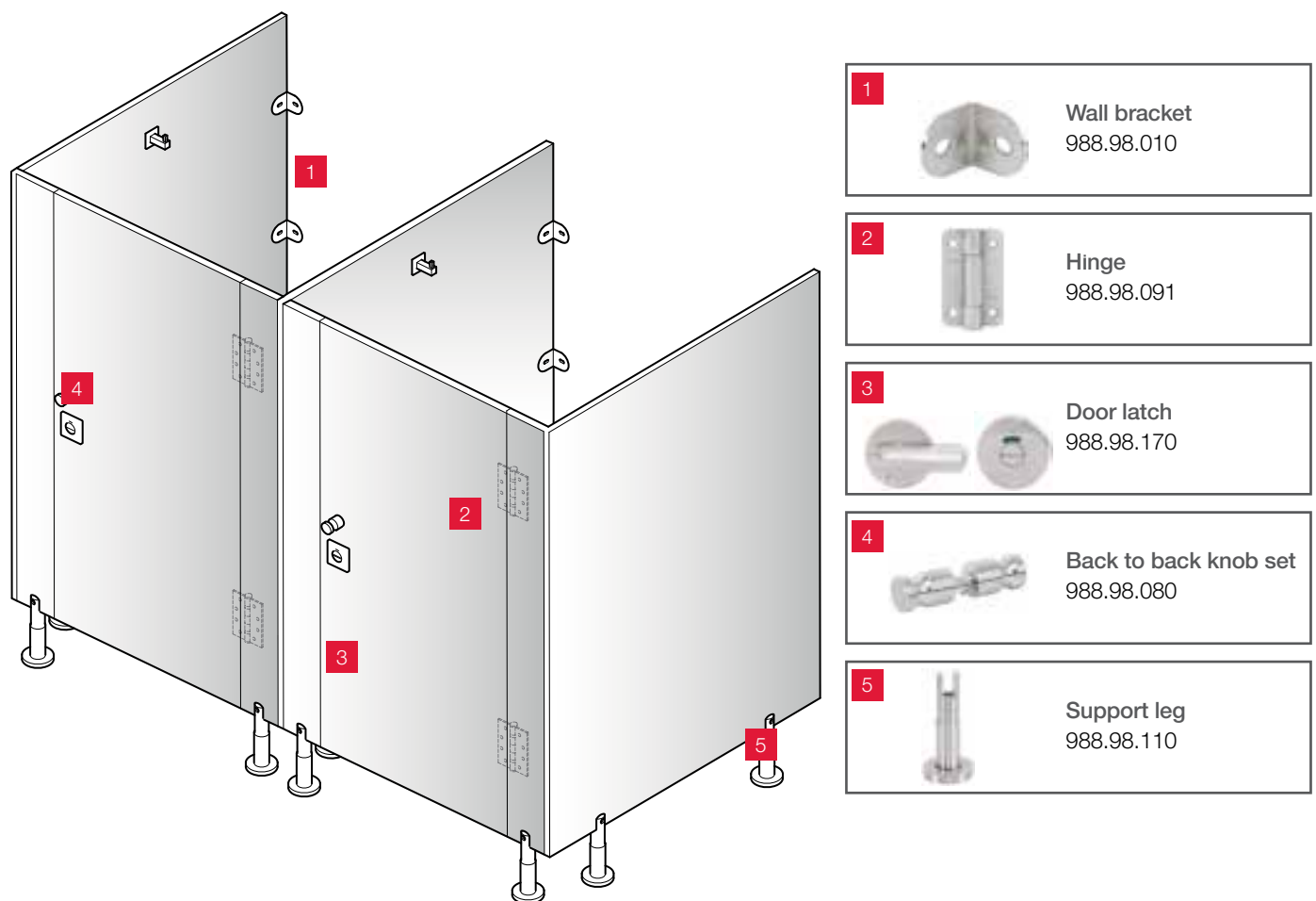


COMMON AREAS.

TOILET PARTITION

Easy to install with high quality and durability, Häfele's toilet partition hardware offers a cost-effective solution for shopping malls, office buildings and restaurants, ect.

SPECIFICATIONS



Full set of fittings for toilet partitions, suitable for plastic hanging bar



Competitive Price Range



Easy Installation



Sophisticated design



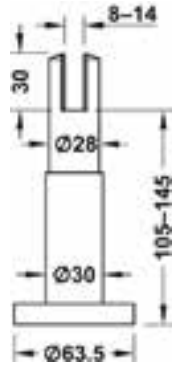
High quality stainless steel 304 according to German standards



Low Wear And Tear

HARDWARES FOR TOILET PARTITION

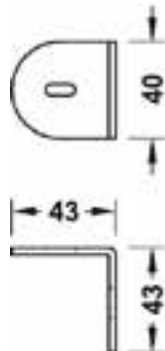
Support leg



- > Area of application: For supporting partition panels
- > For panel thickness: 8-14 mm
- > Height adjustment: 135-175 mm
- > Floor mounted

Material	Finish	Art.No
Stainless steel 304	Matt	988.98.110

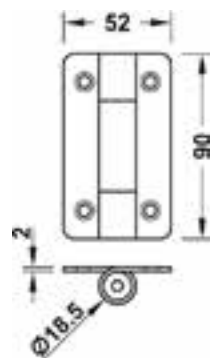
Wall bracket



- > Area of application: For mounting panel to panel or for mounting panel to wall

Material	Finish	Art.No
Stainless steel 304	Matt	988.98.010

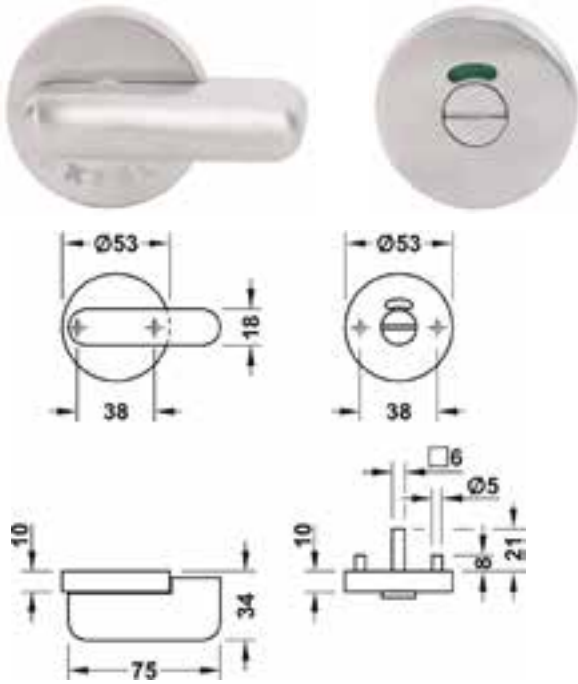
Hinge



- > Hinges for toilet 90x52x2mm

Material	Finish	Art.No
Stainless steel 304	Matt	988.98.091

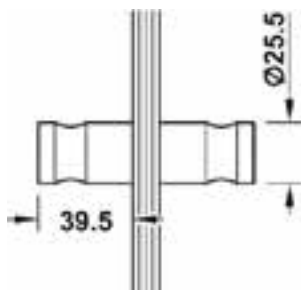
Door latch



> Version: With indicator

Material	Finish	Art.No
Stainless steel 304	Matt	988.98.170

Back to back knob set



> Back to back knob set DIA 25mm

Material	Finish	Art.No
Stainless steel 304	Matt	988.98.080

HARDWARES FOR TOILET PARTITION

Door stopper with coat hook



Material	Finish	Art.No
Stainless steel 304	Matt	938.10.400

Wall mounted door stopper



Material	Finish	Art.No
Stainless steel 304	Matt	937.13.530

Magnetic Door Stopper



Material	Finish	Art.No
Stainless steel 304	Matt	938.23.004

Magnetic Door Stopper



Material	Finish	Art.No
Stainless steel 304	Matt	938.23.024



REFERENCES IN VIETNAM

A wide range of hotel projects in many different categories, qualities and equipment have been successfully implemented both in Vietnam and abroad. You can request references in your area from Häfele at any time.



Intercontinental Phu Quoc
Phu Quoc – Kien Giang



Indochina Sapa Hotel
Muong Hoa – Sapa

Novotel Suites Hanoi
Hanoi



Huong Bien Resort
Phu Quoc - Kien Giang



Ascott Waterfront Saigon
HCMC



Somerset West Point Hanoi
Hanoi



JW Marriott
Ha Noi

INTERNATIONAL REFERENCES



Sapphire Residence and Commercial Center
Istanbul, Turkey



Ayazovskiy
Olympic village in Sochi, Russia



Hilton
Pattaya, Thailand



Le Manali
Courchevel, France



Casa Gangotena
Quito, Ecuador



Le Pr stige Imp rial
Plombi res-les-bains, France



Shahdag Resort
Mount Shahdag, Azerbaijan



Hotel Dukagjini
Peja, Kosovo

INTERNATIONAL REFERENCES




Bora HotSpaResort
Radolfzell, Germany



BURJ KHALIFA,
DUBAI

Mr. Greg Sang
EMAAR

“Häfele accompanied our project from planning through to implementation in a competent way.”



THE ETON PLACE,
CHINA

J Burger
International Hoteliers & Associates, Shanghai

“30 years technical support, solutions, delivery on time and assured quality for projects.”



RAFFLES HOTEL,
DUBAI

LW Design Group, Dubai

“Häfele brought in many interesting ideas and hardware suggestions during all advisory sessions to help make our project a success.”



HÄFELE
Official Regional Partner

HÄFELE

www.hafele.com.vn

Häfele Vietnam LLC.

Lầu 3, Tòa nhà Ree
Số 9 Đường Đoàn Văn Bơ,
Quận 4, TP. Hồ Chí Minh
Phone: (+84 28) 39 113 113
Email: info@hafele.com.vn

HÄFELE
CUSTOMER CARE CENTER
1800 1797
TOLL FREE/ GỌI MIỄN PHÍ

Management System
ISO 9001:2015
www.tuv.com
ID 9195061177